

küschall®
designed for life



OPTIONS & ACCESSORIES

OPTIONS & ACCESSORIES

Precision comes first.

Welcome to the world of küschall – a world where the user's way of life and aspirations drive everything. Every wheelchair we deliver is unique and built specifically for one individual; always with the aim to exceed the user's expectations.

We strive to ensure our products work perfectly. We work to create solutions designed to make everyday life easy and more convenient. Each wheelchair is hand built and is subjected to a stringent quality inspection.

Precision is essential for küschall, and pushes us to bring more and more information to you. With the küschall Options & Accessories brochure, you have all information at hand to see and compare the available parts for our wheelchairs. Thanks to the detailed data it is easier to compare the weight and options to make a safe choice for your customer.

Except any other indication, all weights indicated are based on seat width 400mm and seat depth 400mm with a tolerance value of +/- 15%. Options weights are calculated by pair when requested (e.g. for the wheels, push handles, brakes) and with their related fixations.

All options are subject to compatibility with other options you may have chosen. Always refer to the order form for option availability and compatibility. The reference codes in this brochure are not part numbers, but relate to the order form and are for reference purpose only. Please refer to the electronic spare parts catalogue for part numbers. Merchandising articles items only available as long as on stock.

Contact your nearest küschall specialist for more information.

Follow us on social media



Küschall AG | Benkenstrasse 260 | CH-4108 Witterswil | Switzerland
Phone +41 (0) 61 487 70 70 | Fax +41 (0) 61 487 70 79 | www.kuschall.com

UNITED KINGDOM: Invacare Ltd. | Pencoed Technology Park, Pencoed, Bridgend CF35 5AQ
Phone +44 (0) 1656 776222 | Fax +44 (0) 1656 776220 | www.invacare.co.uk

IRELAND: Invacare Ltd. | Unit 5, Seatown Business Campus | Seatown Road | Swords, Co. Dublin
Phone +353 (0)1 810 7084 | Fax +353 (0)1 810 7085 | www.invacare.ie

Invacare EU Export | Kleiststraße 49 | D-32457 Porta Westfalica
Phone +49 (0)57 31 754 540 | Fax +49 (0)57 31 754 541 | www.invacare-eu-export.com

This catalogue's product offering is dependent on the countries' specific legal requirements.

Küschall is a registered trademark. Every effort has been made to ensure that the contents of this publication are fully up-to-date at the time of going to print. As part of its ongoing improvement of products, Küschall AG reserves the right to modify existing models at any time. Any use of this publication or of parts thereof as well as any reproduction of images must have the written consent of Küschall AG.

2016 Copyright © 03/2018, Küschall AG, Switzerland – All rights reserved

CONTENT

BACKREST UPHOLSTERY	4	REAR WHEELS	14
MATRIX BACKS	5	TYRES	16
PUSH HANDLES	6	AXLE	18
SEATING	7	HANDRIMS	19
FOOTREST	9	BRAKES	20
SIDEPARTS	10	MISCELLANEOUS	22
THE COLOURS	12	MYKÜSCHALL	24
FRONT WHEELS	13	ADD-ON SOLUTIONS	25





BACKREST UPHOLSTERY



	Product description	Weight	Option Nr.
1	Standard back upholstery, "black premium", tension adjustable	500 gr (including Velcro® straps)	0726
2	Standard back upholstery, black, only for attract family, tension adjustable	523 gr (including Velcro® straps)	0725
3	Aero back upholstery, breathable material, tension adjustable	630 gr (including Velcro® straps)	0735
4	Standard back upholstery, not tension adjustable	223 gr	0700
5	Light back upholstery, not tension adjustable	235 gr	0721

MATRIX BACKS




	Product description	Weight *	Option Nr.
1	The Matrix Elite Back provides targeted and comfortable support for enhanced posture and function. Shaped to follow the body's natural contours, the attractive, lightweight design is ideal for all users.	1.2 kg 1.4 kg 1.5 kg	0758 (260 mm) 0759 (310 mm) 0760 (360 mm)
2	The Matrix Elite Deep Back is designed with built-in lateral supports, providing additional trunk support where it is needed most. Hip and scapular cut-outs ensure both clearance and freedom of movement for users seeking a more active lifestyle.	1.6 kg	0756 (310 mm)
3	Designed for active users, the MX2 is an ultralightweight backrest with a fresh look and attractive design. A stylish add-on to any lightweight manual wheelchair, the MX2 offers exceptional support to the lower trunk and pelvis, adding comfort and stability for optimized function – whether it be to self-propel or engage in day to day activities.	540 gr 630 gr 770 gr	0753 (230 mm) 0754 (310 mm) 0755 (410 mm)


More information: motionconcepts.com

* Weights are without mounting hardware


PUSH HANDLES




1




2



3



4




5

	Product description	Weight*	Option Nr.
1	Push handles fixed short (73 mm)	332 gr (incl. tubes and fixations)	0751
2	Push handle fixed long (110 mm)	760 gr (incl. tubes and fixations) 240 gr (excl. tubes and fixations)	0702
3	Push handles height adjustable integrated	760 gr (incl. tubes and fixations)	0733
4	Push handles, foldable inactive/active	524 gr (incl. tubes and fixations)	0704
5	Push handles height adjustable rear seat	740 gr (incl. tubes and fixations)	0703

* Weight per pair

SEATING



1



2



3



4



5



	Product description	Weight	Option Nr.
1	Light seat upholstery, not tension adjustable	143 gr	0615
2	Standard seat upholstery with 1 central velcro, not tension adjustable	200 gr	0610
3	Tension adjustable seat upholstery with velcro surface (soft)	510 gr	0611
4	Seat upholstery bag, small or big, to be fixed under the seat by velcro band (small: 16x34 cm) (large: 24x34 cm)	small: 50 gr large: 65 gr	0616 (small) 0617 (large)
5	Seat bag, click in and removable (dimension: 190x95x40 mm)	100 gr	0606

SEATING



	Product description	Weight	Option Nr.
1	Standard seat cushion with visco top (memory foam) or alcantara textile (without visco top)	910 gr	0600
2	The Matrx Vi cushion is designed to provide skin protection and positioning for individuals at moderate to high risk of skin breakdown. The unique three part foam construction targets skin protection where it is needed most, and features excellent stability, support and comfort.	1.4 kg	0663
3	The Matrx Libra cushion uses a combination of high resilient foam and dual layer fluid sac to provide maximum protection around boney prominences and stability to the pelvis. Recommended for all users including those at highest risk of skin breakdown. The Libra Fit Kit components are available to enhance immersion, correct and accommodate orthopedic issues.	2.0 kg	0662

FOOTREST



	Product description	Weight	Option Nr.
1	Flip up footplate, angle adjustable, composite material	280 gr SB38	1500 / 1501
2	Carbon footplate, angle adjustable Carbon flip-up footplate, adjustable, fixed on 1 side when folded	160 gr SB38	1570 / 1515 1566 / 1567
3	Flip up 2-pieces footplate, synthetic material	320 gr SB40	15262 / 1563 / 1564 / 1565 / 1573
4	2-piece footplate, carbon	240 gr	1578 / 1579
5	Tube footrest, black or raw Aluminum or Titanium	Aluminum: 260 gr Titanium: 210 gr	Aluminum: 1508 Titanium: 1509
6	Footrest cover for tube footrest	100 gr SB42	1513
7	Calf strap 1-piece for rigid, 2-piece for folding wheelchairs	1 pc: 50 gr 2 pc: 100 gr	1543
8	Heel loops	2 pc: 79 gr	1530

SIDEPARTS



	Product description	Weight*	Option Nr.
1	Carbon clothes guards	360 gr	1400
2	Economy clothes guards, composite material for Compact attract	460 gr	1424
3	Carbon mud guards	320 gr	1405
4	Carbon clothes guards, flip back	200 gr	1401
5	Composite clothes guards, flip back for K-Series attract	320 gr	1424
6	Economy mud guards, composite material removable	600 gr	1425
7	Carbon mud guards, removable, (This option adds 2 cm to the total width of the wheelchair)	800 gr	1408

* Weight per pair



1



2



3



4



5



6



	Product description	Weight*	Option Nr.
1	Siderest height adjustable, carbon, removable, short & long, non-locking	1.2 kg	1416 (short) 1421 (long)
2	Siderest height adjustable, composite, removable, short & long, non-locking	1.6 kg	1416 (short) 1421 (long)
3	Armrest hemi (desk on page 20)	1.1 kg	1422 (right) 1423 (left)
4	Tubular armrest, height adjustable, removable, swing-away, comfort padded	620 gr	1411
5	Armrest, removable, height adjustable, removable polyester cover, rim in Red, Black or Blue (Armpad length 280 mm)	980 gr	1445 (black) 1446 (blue) 1447 (red)
6	Pair of armrest covers	214 gr	1455 (black contour) 1456 (blue contour) 1457 (red contour)

* Weight per pair

THE COLOURS




Colours	THE KSL	KÜSCHALL ADVANCE	KÜSCHALL K-SERIES	KÜSCHALL K-SERIES <i>attract</i>	KÜSCHALL CHAMPION	KÜSCHALL ULTRA-LIGHT	KÜSCHALL COMPACT	KÜSCHALL COMPACT <i>attract</i>
1. Attract black	-	-	-	✓	-	-	-	✓
2. Smokey grey	✓	-	✓	-	✓	✓	✓	-
3. Attract blue	-	-	-	✓	-	-	-	✓
4. Attract grey	-	-	-	✓	-	-	-	✓
5. Ivory white	✓	✓	✓	-	✓	✓	✓	-
6. Neon pink***	-	-	✓	-	-	-	-	-
7. Neon red***	-	-	✓	-	-	-	-	-
8. Attract red	-	-	-	✓	-	-	-	✓
9. Nitro pink	✓	-	✓	-	✓	✓	✓	-
10. Black mat	✓	✓	✓	-	✓	✓	✓	-
11. Night shimmer	✓	-	✓	-	-	✓	✓	-
12. Mercury blue	✓	✓	✓	-	✓	✓	✓	-
13. Mint green	-	-	-	-	✓	-	-	-
14. Neon green***	-	-	✓	-	-	-	-	-
15. Neon yellow***	-	-	✓	-	-	-	-	-
16. Flashy yellow	✓	✓	✓	-	✓	-	✓	-
17. Dynamite orange	✓	✓	✓	-	✓	✓	✓	-
18. Atomic violet	✓	-	✓	-	✓	✓	✓	-
19. Glossy black	✓	-	✓	-	✓	✓	✓	-
20. Umber glaze	-	-	-	-	-	-	✓	-
21. Royal blue	-	✓	✓	-	✓	✓	✓	-
22. Silver grey	✓	-	✓	-	✓	✓	✓	-
23. Polished frame	-	✓	✓	-	-	-	-	-
24. Red mat	-	-	✓	-	-	-	-	-
25. Caramel bronze	-	-	✓	-	-	-	-	-
26. Royal red	✓	✓	✓	-	✓	✓	✓	-
27. Purple fire	-	-	✓	-	-	✓	✓	-
28. Titanium frame	-	-	✓	-	✓	-	-	-
29. Carbon frame	-	-	✓	-	✓	-	-	-

* Real materials, not colour effects


** Customize your wheelchair even more with the MYKuschall dedicated service

*** Requires additional 5 leading days



CPS	THE KSL	KÜSCHALL ADVANCE	KÜSCHALL K-SERIES	KÜSCHALL K-SERIES <i>attract</i>	KÜSCHALL CHAMPION	KÜSCHALL ULTRA-LIGHT	KÜSCHALL COMPACT	KÜSCHALL COMPACT <i>attract</i>
1. B-Blue	✓	-	✓	-	✓	✓	✓	-
2. Arctic blue	✓	✓	✓	-	✓	✓	✓	-
3. Olive	✓	-	✓	-	-	✓	✓	-
4. Techno-anthracite	✓	✓	✓	-	✓	✓	✓	-
5. Chrome	✓	✓	✓	-	✓	✓	✓	-
6. Champagne	✓	✓	✓	-	✓	✓	✓	-
7. Copper glaze	✓	-	✓	-	-	✓	✓	-
8. Comet red	✓	✓	✓	-	✓	✓	✓	-

FRONT WHEELS



1



2



3



4



5




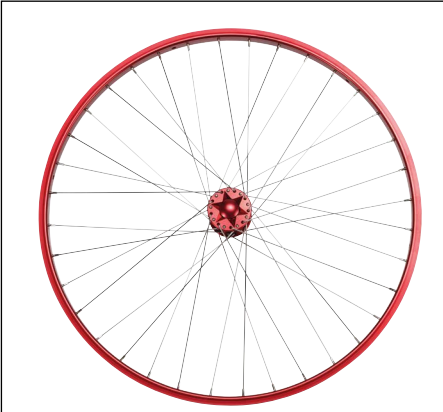
6



	Product description	Size	Width	Weight*	Option Nr.								
1	Starec wheel, available in CPS colours	4"	24 mm	364 gr	black	chrome	techno-anthracite	comet red	copper glaze	champagne	b-blue	arctic blue	olive
		5"	24 mm	536 gr	0809	0861	0803	0808	0830	0825	0807	0831	0826
2	Super sport	3"	24 mm	180 gr	0819	0862	0813	0818	0833	0827	0817	0832	0828
3	Everyday	4"	29 mm	356 gr	0801								
		5"	29 mm	522 gr	0810								
4	Comfort	4"	29 mm	396 gr	0860								
		5"	31 mm	558 gr	0863								
		6"	32 mm	702 gr	0820								
		7"	35 mm	974 gr	0822								
5	Pneumatic wheel	6"	31 mm	860 gr	0821								
6	Frog Legs wheel Epic Aluminum Wide	4"	36 mm	452 g	black	silver							
		5"	36 mm	578 gr	0796	0797							
					0798	0799							

* Weight per pair

REAR WHEELS




1



2




3



4



5



6



	Product description	Weight*	Option Nr.
1	Küschall Starec, cross spoked Starec hub colourless and rim black - Hub and rim in CPS when selected	22": 1.4 kg 24": 1.5 kg 26": 1.7 kg	0915
2	High Performance wheels, Starec hub black - or in CPS when selected, black rim	24": 1.4 kg 25": 1.5 kg	0908 (24") 0918 (25")
3	Spinergy LXX, Hub, rim and spokes black-CPS not applicable if chosen	24": 1.2 kg 25": 1.3 kg	0906 (24") 0912 (25") NEW
4	Wheels with integrated hub brakes, 24 silver spokes, black hub and rim - CPS not applicable if chosen	24": 1.6 kg	0927
5	Mountain Bike wheels, complete wheel with Mountain Bike tyre	24": 4.0 kg	0913
6	Active wheels, complete wheels: light tyre 7,5 bar and alu grey handrims with 6 points of fixation (screws)	24": 3.1 kg	0921
7	Drum brake wheel, automatically delivered with drum brake	24": 3.5 kg	1304
8	One arm drive system, left or right side (with light wheel 7 bar tyres, alu handrims)	24": 5.2 kg	1118 (right) / 1119 (left)
9	Anti flat tyre tube protection (placed between tyre and rim)	110 gr (1 pc)	1020
10	Passive lights (1. High Performance / Spinergy LXX / Active) (2. Starec)	1: 30 gr 2: 10 gr	1710 (mounted on spokes) 1711 (enclosed)
11	Emotion adapter plate / Twion adapter plate	1.2 kg	0916 (E-Motion) / 0926 (Twion)

* Weight per pair

TYRES



	Product description	Weight*	Option Nr.
1	Mountain bike tyre, only available as complete wheel (page 13)	24": 750 gr (without wheel)	0913
2	Marathon Plus tyre with Smartguard, 5mm layer of protective rubber infill, black	24": 1.1 kg	1010
3	Profile tyre 7 bar, grey	24": 600 gr	1002
4	Solid tyre grey	24": 1.0 kg	1007
5	Solid KIK tyre, black	24": 900 gr	1006
6	Rear wheel solid tyre grey	24": 1.1 kg	1004
7	Schwalbe one tyre, V guard puncture resistant	24": 500 gr	1011
8	Schwalbe rightrun tyre, black/blue	24": 600 gr	1013
9	Schwalbe rightrun tyre, black/grey	24": 600 gr	1014

* Weight per pair



AXLE



	Product description	Weight	Option Nr.
1	Aluminum axle black	320 gr	0277
2	Carbon axle	220 gr	0278
3	Vario-ax, adjustable camber 1°,3°,7°,10°	600 gr	0276
4	Rear wheel extension, 3 or 5 positions	198 gr / 270 gr	0248
5	Axle protection for carbon axles	62 gr	1750
6	Rear wheel extension, for folding wheelchairs	296 gr	0249
7	Quick release axle, available in CPS colours	100 gr	N/A
8	Tetra clip	107 gr	0909

HANDRIMS




	Product description	Weight*	Option Nr.
1	Aluminum handrim, powder coating black, dist. 3 or 4 cm	22": 592 gr / 24": 630 gr / 25": 660 gr / 26": 760 gr	1117
2	Aluminum handrim, anodized, dist. 3 or 4 cm	22": 592 gr / 24": 630 gr / 25": 660 gr / 26": 760 gr	1113 (3 cm dist.) 1114 (4 cm dist.)
3	Steel polished handrim	24": 1.4 kg / 26": 1.6 kg	1104
4	SuperGrip with black rubber overcoat, dist. 3 or 4 cm	22": 1.0 kg / 24": 1.1 kg / 26": 1.2 kg	1102
5	Titanium handrim	24": 808 gr	1106 (3 cm dist.) 1107 (4 cm dist.)
6	The Surge handrim, with rubber Strip that improves traction on every push, dist. 3 cm	24": 1.0 kg / 25": 1.0 kg	1120
7	24" Carbolife Curve dist. 3 cm	24": 700 gr	1122
8	24" Carbolife Gekko, dist. 3 cm	24": 920 gr	1121
9	1. Spoke guards transparent 2. Spokeguards black «küs»	22": 480 gr / 24": 660 gr / 26": 800 gr 24": 660 gr	1200 1202
10	Spoke guards, transparent and white "küs"schall"	22": 480 gr / 24": 660 gr / 26": 800 gr	1208

* Weight per pair

BRAKES





	Product description	Weight*	Option Nr.
1	Active brake	290 gr	1303
2	Performance brake	420 gr	1302
3	Push brakes lever straight	380 gr	1301
4	Push brakes, bent	360 gr	1300
5	Pull brake	400 gr	1306
6	Brake lever extension	10 gr	1310
7	Push brakes, lever to fold down, only for "attract" family	259 gr	1312

* Weight per pair

MISCELLANEOUS




	Product description	Weight	Option Nr.
1	Active antitip	510 gr 1pc	1705
2	Anti tipper	520 gr 1pc	1702 (right), 1703 (left)
3	Tipper aid	114 gr 1pc	1708 (right), 1709 (left), 1718 (both sides)
4	Cane holder	154 gr	1706 (right), 1707 (left), 1719 (both sides)
5	Transit wheels	1.1 kg the pair	1700
6	Rear frame protection	20 gr the pair	1729
7	Air pump	66 gr	1715
8	Bottle holder with küschall bottle	140 gr (including the bottle)	1745
9	Desk, siderest on page 9 required	1.5 kg	1760



1



2



3




4



5



6





7

	Product description	Weight	Option Nr.
1	Luggage holder, complete pair, active/inactive	400 gr the pair	1744
2	Front frame protectors (2 pieces)	80 gr the pair	1739
3	Lateral support	512 gr	N/A
4	Travel bag for kuschall champion	Small: 2.0 kg Big: 2.8 kg	1740
5	Wheelbag, for rear wheels, fits all size wheels	778 gr	1728
6	Transportation kit including posture belt	350 gr	1770
7	Rear hight adjustment set for kuschall K-Series	40 gr the pair	1727

YOU ARE AN ESSENTIAL PART OF THE MYKÜSCHALL TEAM: YOU HAVE THE IDEA, WE TURN IT INTO REALITY!

Bringing together more than 35 years of innovation and experience, MYküschall is a dedicated service, which creates and offers «designed for life» customized wheelchairs. From technical to aesthetic design customizations, we can optimize your wheelchair to your needs within a wide range of possibilities.

Based on the therapeutic guidelines that you give us, we can customize your next wheelchair so that it meets your postural requirements, thereby improving your comfort and the overall driving performance. From frame colours to special upholstery for seat and backrests, there are plenty of customizations possible.



1	Customized front frame
2	Different tyres
3	Coloured Spinergy LXX spokes
4	Individual handrim colour
5	Individual frame colour
6	Coloured Spinergy LXX spokes

Your satisfaction is key for us! We have brought together experienced küschall employees whose expertise span from customer service to engineering. From customer service to engineering, manufacturing and quality, these dedicated team members work together to provide safe solutions to your customization requests.

ADD-ON SOLUTIONS

With its wheelchair add-on drives Alber offers a variety of products allowing to expand the function of a manual wheelchair for a better adaption to the needs of the wheelchair users. All Alber products can be mounted onto your Kuschall wheelchair with a special developed bracket kit which will not change the wheelchair characteristics nor its functionality.



E-PILOT

The new add-on scooter e-pilot turns your wheelchair into a sporty vehicle in a matter of seconds. Just a few simple steps to attach the e-pilot to your wheelchair and you have a dynamic combination for everyday life. The e-pilot offers an environmentally friendly mobility alternative with maximum driving pleasure!



TWION

Efficient, smart and fun to drive, that's what the lightest and fastest power add-on twion stands for. The silent direct drive ensures high agility and simple handling allowing to speed up to 10km/h. With the optionally available Mobility Plus package, the user can use even more features in the twion App and communicate directly with the twion wheels via the smartphone.



E-MOTION

The Alber e-motion merges active mobility with therapeutic benefit. Even wheelchair users with impaired strength can move around independently with the help of e-motion. Using the remote control the e-motion can be switched on and off from an upright sitting position and in addition, two selectable power stages assure optimal driving convenience.



E-FIX

Small, light and swift. The e-fix converts a manual wheelchair into a lightweight electric wheelchair. It's so easy to control your wheelchair with e-fix you can get used to it almost at once offering excellent comfort thanks to the compact control unit. The small Li-Ion battery pack can be handled easily with only 2kg in weight and a width of 8cm

More information: www.alber.de

NOTES

A series of horizontal dotted lines for writing notes.

A series of 20 horizontal dotted lines spanning the width of the page, providing a guide for handwriting practice.



Your küschall provider: