



Invacare® Basic

EN	Mattresses	<i>User Manual</i>
DE	Matratzen	<i>Gebrauchsanweisung</i>
FR	Matelas	<i>Manuel d'utilisation</i>
ES	Colchones	<i>Manual del usuario</i>
IT	Materassi	<i>Manuale d'uso</i>
NL	Matrassen	<i>Gebruiksaanwijzing</i>
PT	Colchões	<i>Manual de instruções</i>
SV	Madrasser	<i>Bruksanvisning</i>
NO	Madrasser	<i>Brukerveiledning</i>
DA	Madrasser	<i>Brugsanvisning</i>



This manual must be given to the user of the product.
Before using the product, read this manual and save it for future reference!



Yes, you can.®

- EN:** *Complies with Directive 93/42/EEC concerning medical devices.*
- DE:** *Konform mit Richtlinie 93/42/EWG für Medizinprodukte.*
- FR:** *Conforme à la directive 93/42/ECC relative aux dispositifs médicaux.*
- IT:** *Conforme alla direttiva 93/42/ECC relativa ai prodotti medicali.*
- ES:** *Cumple con la directiva 93/42/EEC relativa a los productos sanitarios.*
- NL:** *Conform richtlijn 93/42/EWG voor medische hulpmiddelen.*
- PT:** *Em conformidade com a directiva 93/42/EWG do Conselho relativa aos dispositivos médicos.*
- SV:** *Uppfyller direktiv 93/42/EWG om medicintekniska produkter.*
- NO:** *Overholder retningslinjerne i 93/42/EWG om medisinsk utstyr.*
- DA:** *Overholder direktiv 93/42/EWG om medicinske produkter.*

© Invacare® Ltd

Every effort has been made to ensure that the contents of this publication are fully up-to-date at the time of going to print. As part of its ongoing improvement of products, Invacare® Ltd reserves the right to modify existing models at any time. Invacare® dealers will be notified of any such modifications. Any use of this publication, or of parts thereof, as well as any reproduction of images, must have the written consent of Invacare® Ltd.

Contents

1	General	4
1.1	General information	4
1.2	Symbols	4
1.3	Symbols Guide	4
1.4	Guarantee	5
1.5	Intended use	5
1.6	Product Description	5
1.7	Service Life	5
2	Safety	6
2.1	Safety information	6
3	Usage	6
4	Maintenance	6
4.1	Inspection	6
4.2	Cleaning and Care	7
5	Transport	8
6	After-Use	8
6.1	Storage	8
6.2	Re-Use	8
6.3	Disposal	8
7	Technical Data	9

I General

I.1 General information

Essential nursing care is pivotal in pressure ulcer prevention. These mattresses will positively contribute to the outcome of a pressure ulcer prevention care plan.

Education, clinical judgement and action based planning based on vulnerability are fundamental factors in prevention of pressure ulcers.

A range of assessment scales can be used as a formal method of assessing risk from pressure ulcer development, and should be used in conjunction with an informal assessment (informed nursing judgement). Informal assessment is considered to be of greater importance and clinical value.

Please heed all the notes, particularly the safety information, and act accordingly.

Should you require more information on the Invacare® Basic mattress range please refer to the Invacare® Basic Brochure and contact details on the back page of this User Manual.

I.2 Symbols

Warnings

In this User Manual warnings are indicated by symbols. The warning symbols are accompanied by a heading that indicates the severity of the danger.



WARNING

Indicates a hazardous situation that could result in serious injury or death if it is not avoided.



CAUTION

Indicates a hazardous situation that could result in minor or slight injury if it is not avoided.



IMPORTANT













Indicates a hazardous situation that could result in damage to property if it is not avoided.

Tips and recommendations



Gives useful tips, recommendations and information for efficient, trouble-free use.

I.3 Symbols Guide

	Do not pierce or cut		Line dry
	Do not dry clean		Declaration of conformity
	Do not put near flame		Recommended 80 °C PU Cover (Invacare® Basic Blue)
	User weight limit of 140 kg		Do not iron
	Do not bleach		Tumble dry low heat PU Cover (Invacare® Basic Blue)
	Do not tumble Soft cover (Invacare® Basic White)		Recommended 40 °C Soft cover (Invacare® Basic White)

1.4 Guarantee

We provide a manufacturer's warranty for the product in accordance with our General Terms and Conditions of Business. Guarantee claims can only be made through the relevant specialist dealer.

Standard Invacare® Terms

This is to certify that your Invacare® Basic Mattress is warranted by Invacare® Ltd for a period stated in the Table "Technical Data" of this user guide.

The Warranty of your Invacare® Basic product is valid from time of shipping.

If a defect or fault is discovered the Invacare® dealer or Local Business Development Manager from whom the appliance was obtained must be notified immediately.

The manufacturer will not accept responsibility for damage caused by misuse or non-observance of the instructions set out in this user guide.

During the period of the warranty any products that have become defective due to faulty workmanship or materials will be renewed without charge.

The warranty will be forfeited should any unauthorized alteration be made to the equipment.

Both warranty and fire retardancy Certification will become null and void if non-Invacare® spares are used on any Invacare® Basic Mattress products.

The purchaser's statutory rights under the Consumer Protection Act are not affected.

Quality and Flame Retardancy

Quality is fundamental to the company's operation, working within the disciplines of ISO 13485:2003. All Invacare® Basic Mattress products feature the CE mark, in compliance with the Medical Device Directive.

The foam used to manufacture the Invacare® Basic range of mattresses is independently tested and certified in accordance with BS 5852 ignition sources 0,1 and crib 5.

The PU cover is tested to BS 7175, the Soft cover is tested to EN 597-1, 2.

The PU cover has been composite tested in accordance with BS7177 ignition sources 0,1 and crib 5, both top and bottom. The soft cover in accordance with EN 597-1, 2.

1.5 Intended use

This pressure redistribution mattress is intended to be used in conjunction with an appropriately sized bed frame, as part of an overall pressure ulcer prevention program of care.

This product has been designed to deliver effective pressure reduction to users, when the product is in normal use which is defined by Invacare® Ltd as when the support surface is covered with a cotton, cotton combination or linen bed sheet, and any one of these would be the only item deployed between the support surface and the user.

1.6 Product Description

The Invacare® Basic mattress offers exceptional pressure reducing qualities, specific to the individual's needs. By promoting even weight distribution, it reduces tissue pressure at potentially vulnerable areas.

The choice of either a soft multi stretch white Polyester/Viscose cover with an optional Platilon liner, or a water-resistant cover provides a vapour-permeable, multi stretch surface, to promote patient comfort and to maximize the effectiveness of the foam core.

1.7 Service Life

We estimate a life expectancy of five years for these products, provided they are used in strict accordance with the intended use as set out in this document and all maintenance and service requirements are met. The estimated life expectancy can be exceeded if the product is carefully used and properly maintained, and provided technical and scientific advances do not result in technical limitations. The life expectancy can also be considerably reduced by extreme or incorrect usage.

The fact that we estimate a life expectancy for these products does not constitute an additional warranty.

2 Safety

2.1 Safety information



WARNING

Bed sheets must be loosely fitted, with creases smoothed out. Care must always be taken to ensure that the support surface in contact with the user is kept free from crumbs and other food debris, and that drip cables, stents, and other foreign objects do not become entrapped between the user and the pressure reducing surface of the mattress, as this may result in the development of pressure ulcers.



WARNING

The introduction of certain third party products between the mattress surface and the user may reduce or impede the clinical effectiveness of this product.

'Third party products' may include, but are not limited to items including under blankets, plastic sheets and sheepskins, etc. Heated over blankets must only be used in consultation with a suitably qualified healthcare professional, as an increase in temperature can increase the risk of developing pressure ulcers.

3 Usage

- ▶ Remove all packaging before use.
- ▶ Place the Basic mattress directly on the frame of the bed.



WARNING

It is very important for the patient to reposition themselves, or to be repositioned, on a regular basis. This must be based on the clinical judgement of a qualified healthcare professional. This relieves pressure which helps prevent both tissue compression and potential ulcer formation.



IMPORTANT

Medical equipment including infusion pumps and monitors should be attached to appropriate bed accessories. In domestic settings common causes of damage include cigarette burns and the claws of pets that puncture covers, allowing fluid ingress and staining.



IMPORTANT

To prevent accidental cover damage, do not place hypodermic needles, venflons, scalpels or other similarly sharp objects onto the mattress. Ensure that all venflons are taped down correctly with no sharp edges exposed.

When using bridging boards or other patient transfer aids, care should be taken not to damage the mattress cover. All transfer aids should be checked for any sharp edges or burrs before use as these can damage the mattress cover.

It is important to ensure that the mattresses are not jammed or damaged by sharp edges when used on beds with an adjustable frame.



CAUTION

- ▶ The printed side of the mattress cover must always be facing upwards.
- ▶ Make sure that the distance between the surface of the mattress and the top of the side rail should be at least 220 mm.

4 Maintenance

4.1 Inspection

Check mattresses (foam and cover) for strike-through (this may include fluid ingress, stains, rips or damage) after the release of each patient or on a minimum monthly basis (depending on which occurs first) by a suitably qualified and competent person.

Check mattresses

- Unzip the cover completely.
- Check for any staining on the white underside of the cover.
- Check for any staining on the interior foam.
- Replace any stained items and dispose of as per local authority procedure.

4.2 Cleaning and Care

Cleaning Soft Covers (Invacare® Basic White)

The soft multi-stretch cover must be laundered at 40 °C and then hung from a line or bar and drip dried in a clean indoor environment.

! IMPORTANT

- Do not tumble dry the soft multi-stretch cover.

Cleaning PU Covers (Invacare® Basic Blue)

(Removal of contaminants such as dust and organic matter)

- Remove all covers for laundering.
- Launder the covers with the recommended temperature between 60 – 80 °C using a diluted detergent solution, (Instructions on label.)

! IMPORTANT

Washing at higher temperatures may cause shrinkage.

Drying covers

- Hang mattress covers from a line or bar and drip dry in a clean indoor environment.

or

- Tumble dry on a low heat setting.

! IMPORTANT

- Tumble dry setting must not exceed 40 °C.
- Do not tumble dry for longer than 10 minutes.
- Washing at higher temperatures may cause shrinkage.
- Dry covers thoroughly before re-fitting to the mattress.

Disinfecting covers

(Reducing the number of microorganisms)

Please contact your hygiene specialist in the event of contamination.

! IMPORTANT

Ensure that any residual detergent has been removed prior to disinfection.

Light soilage

- Wipe down the cover with a 0.1% Chlorine Solution (1,000 ppm).
- Rinse the cover with clean water using a single use nonabrasive cloth.
- Dry the cover thoroughly.

Heavy soilage

Where the mattress is badly soiled, we recommend cleaning with a dilute cleaning solution at 80 °C in the washing machine.

! IMPORTANT

1% Chlorine Solution used on a regular basis can diminish the life of the cover if not rinsed and dried properly.

- Do not use granules.

- Clean up all spillages of bodily fluids i.e. blood, urine, faeces, sputum, wound exudate and all other bodily secretions as soon as possible using a 1% Chlorine Solution (10,000 ppm).



Large spillages of blood should be absorbed and removed with paper towels first and followed by as above.

- Rinse the cover with clean water using a single use nonabrasive cloth, and thoroughly dried.

! IMPORTANT

Polyurethane coated fabrics can absorb liquids for short periods causing a temporary change to the polyurethane characteristics. The mattress cover swells temporarily and is more vulnerable to physical damage for a period after it is completely surface dried, by which time it will revert to its previous state.

- Dry the cover thoroughly.

**WARNING**

- Remove contaminated foams from use.

**CAUTION**

- Keep clear of open heat sources.

**IMPORTANT**

- Do not use phenols, alcohols, bleaches, or other abrasive materials.

Change covers

- Unzip the cover and remove it carefully from the foam core.

**IMPORTANT**

- Ensure that the corners of the foam core are positioned correctly into the corners of the cover. Ensure that the profiled side of the foam is facing uppermost when packed into its cover.

- Then close the zipper.

5 Transport**IMPORTANT**

- Take care when handling mattresses to ensure no damage to the cover. It is recommended that two people lift/carry mattresses.
- Avoid contact with jewellery, nails, abrasive surfaces etc.
- Do not drag mattresses.
- Avoid contact with wall, door frames, door catches or locks etc.
- Do not transport in roll cages unless completely protected from the sharp edges of the cage.

6 After-Use**6.1 Storage**

To ease storage and handling the Invacare® Basic Mattresses are sometimes compact rolled depending on customer requirements. Whilst this in no way affects the performance and longevity of the product, the product should be unrolled within 21 days of receipt. When the mattress is unrolled for the first time, allow it to recover for a minimum of 1 hour before use to optimize performance.

**IMPORTANT**

- Store mattresses in a dry environment.
- Store mattresses within a protective cover.
- Store items in a flat state on clean, dry, off-flooring free from sharp edges to avoid any possible damage.
- Never store other items on top of a mattress.
- Do not store mattresses next to radiators or other heating devices.

6.2 Re-Use

A cleaning record must be kept as part of the cleaning system.

The product is suitable for repeated use. The number of times it can be used depends on how often and in which way the product is used.

- Before reuse, clean the product thoroughly (chap. Cleaning and Care).

6.3 Disposal

The disposal and recycling of used devices and packaging must comply with the applicable legal regulation.

7 Technical Data

Product	Warranty	Firetesting	Grade ref & Colour	Nominal density range [kg/m ³]	Nominal hardness range [N]	Maximum user weight [kg]	Weight of product [kg]
Soft cover (Invacare® Basic White)	Cover: 2 years Foam: 4 years	EN 597-1,2	RX 41/150 grey	40 – 42	135 – 165	140	14*
PU cover (Invacare® Basic Blue)	Cover: 2 years Foam: 4 years	BS 7177: Crib 5 EN 597-1,2	RX 41/150 grey	40 – 42	135 – 165	140	14*

*Based on the weight of a standard size mattress. This can change if different sizes are ordered.