


Softform[®]

Premier MaxiGlide

Pressure redistributing and shear-reducing mattress

High quality support surface for enhanced management of shear forces.



Stability and pressure redistribution

For personalised pressure injury management



Yes, you can.[®]


Effective pressure injury prevention

Softform® Premier MaxiGlide is a high-quality foam mattress with an innovative glide core to significantly reduce shear when used with an electric profiling bed.

The patented mattress design allows the top surface to provide excellent pressure redistribution along with a high level of comfort and support, whilst the base of the mattress creates the best interface with the bed frame.

Suitable for people who are considered to be at very high risk of developing pressure injuries.

Featuring a deeply-contoured insert pad constructed from 'keyhole' cut castellated foam, which moves independently to maximise the body contact area and optimise the pressure reduction.



Top cover



> **Durable & highly breathable** medical fabric.



> **Two-way stretch, water-resistant, polyurethane cover** reduces shear and friction forces.



> **Orientation symbol** ensures the mattress is positioned correctly in the bed.



> **Fully detachable top cover and toughened polyurethane base** protects the mattress against metal bed frames.

1

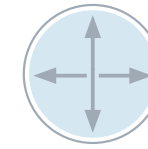


Pressure Redistribution

Designed to **maximise immersion and envelopment** to prevent pressure injuries.



2

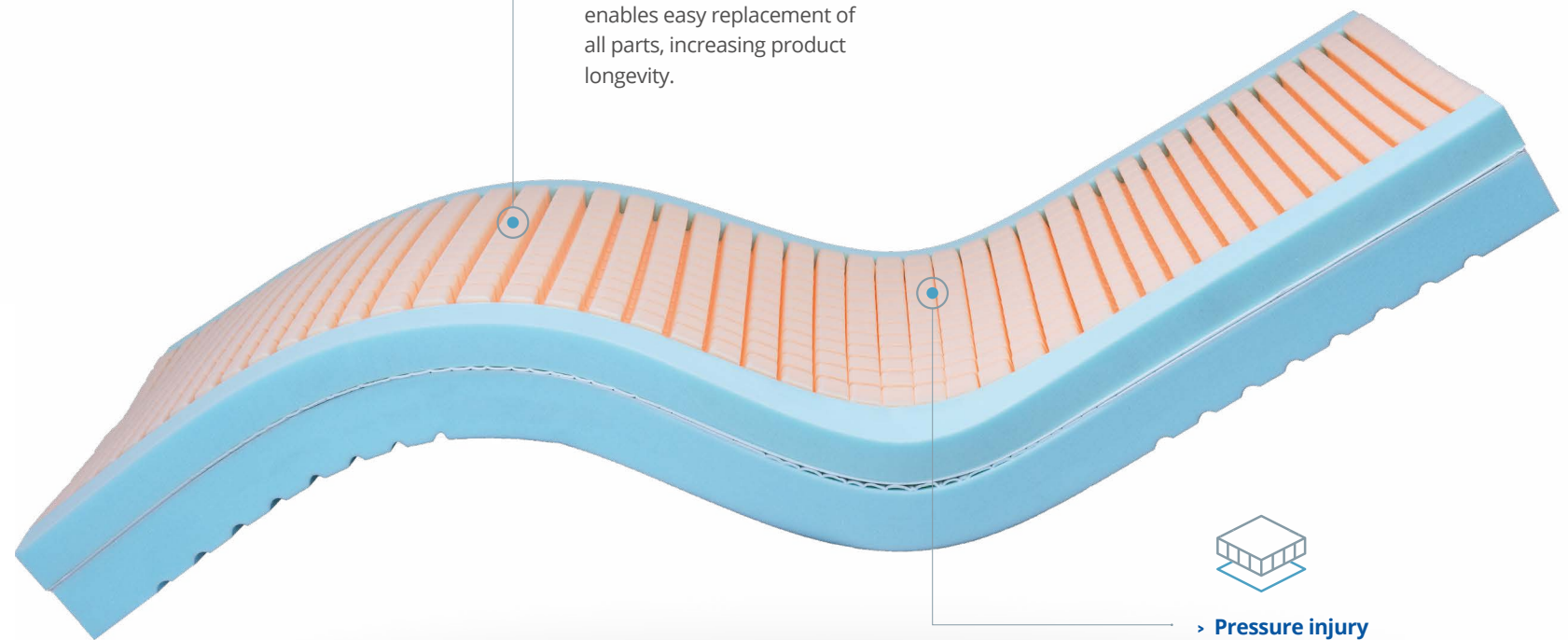


Shear Reduction

Castellated foam together with **unique gliding design** effectively **reduces shear**, especially during bed positioning.



> **Modular construction** enables easy replacement of all parts, increasing product longevity.



> **Pressure injury prevention** provides an excellent pressure redistributing surface.

Technical data ▼

For more information about this product, including the user manual, please visit our website: www.invacare.co.uk



Sizes available ▼



User Max Weight ▼



Max Cleaning Temperature ▼

150 mm height

1970 x 850 mm
1970 x 880 mm
2000 x 830 mm
2000 x 850 mm
2000 x 880 mm
2000 x 900 mm

247.6 kg

95 °C

Manufactured to Standards: Interior Foam: BS 5852 (ignition Source 5); Cover: BS 7175 (ignition Source 5); Full Mattress: BS 7177 (ignition Source 5).

Essential nursing care is pivotal in pressure injury management. This mattress may positively contribute to the outcome of a pressure injury prevention plan that includes education, clinical judgment and action planning based on vulnerability, which are fundamental factors in the prevention of pressure injuries. A range of assessment scales can be used as a formal method of assessing risk from pressure injury development, and should be used in conjunction with an informal assessment (informed nursing judgement) as part of a comprehensive and individualised plan.

T: +44 1656 776222
uk@invacare.com
www.invacare.co.uk
www.invacare.ie

Invacare UK & Ireland
Unit 4 Pencoed Technology
Park
Bridgend CF35 5AQ



© 2024 Invacare International GmbH. All rights reserved. All information quoted is believed to be correct at time of print. Invacare reserves the right to alter product specifications without prior consultation. UK – 11/2024

Yes, you can.®