



Trusted Solutions,
Passionate People

Power Wheelchair
Ireland Prescription Form
PRONTOM41MP010117

Tel: (00353) 1 8107084 Fax: (00353) 1 8107085
Email: ordersireland@invacare.com
Online Spares available at www.invacare.ie

JANUARY 2017

Customer Ref :	Account No :
Contact No :	Order No :
Delivery Address :	Order Qty :
	Order Date :



Pronto M41 Ireland

Max user weight 136kg (21.4 stone)



Manual Positioning

Standard Features



- Max user weight 136kg (21.4 stone)
- Compact, manoeuvrable, **MWD Pronto M41 Base**
- Tension Adjustable Backrest
- Telescopic adjustable Seat Widths from 380mm - 580mm (15" - 23") additional 50mm (2") by arms
- Seat Depths 410mm - 560mm Stepless Adjustment (16" - 22")
- Detachable T-Armrests, height, width and depth adjustable with standard armpad
- Fixed seat heights of 450mm - 470mm - 490mm.
- Fixed seat tilt (0° - 4° - 6°) and manually setttable backrest recline (0° - 30°)
- Swing away and detachable legrest hangers with fixed footplate
- Shark/ MK5 SPJ control system with standard bracket
- 255mm x 80mm (10" x 3") Solid Insert/Puncture Proof Grey Drive Wheels
- Candy Red, Deep Blue Shroud Colour
- 6km/h (4mph) In-line Motors and 32Ah Batteries
- 4 Point tie down system
- Lapbelt with autolock (adjustable both sides)
- Toolkit and 8A (200 - 250V) Charger



Standard Base Price : €3,300

* Configurations may vary from the image shown

	X	Please make your selection with a cross in the box	◆ Standard feature	○ Free of Charge	
Code		Description			Ireland
AQE0059		Pronto M41 "Modulite fixed seating"	◆		
AQX0059		Pronto M41 "Modulite" Special Basic Model-PLEASE COMPLETE DETAILS AT THE END OF THE FORM			POA
SEATING TYPE : MODULITE MULTI ADJUSTABLE SEATING SYSTEM					
AQE2100	X	Modulite Seating Unit			€ 3,300
SEAT FRAME AND SEAT PLATE					
AQE2111	X	Telescopic Seat Frame with metal seat plate (with stepless adjustment on armrests, legrests and backrest)	◆		

MODULITE SEAT SIZE SETTING CHART:

			SEAT WIDTHS				
			330mm* (13")	AQE2121 380mm (15")	AQE2122 430mm (17")	AQE2123 480mm (19")	AQE2124 530mm (21")
Seat Depth AQE2129	Standard Seat Rail 410 - 510mm	AQE2132 (16") 410mm	○	○	○	○	○
		AQE2134 (18") 460mm	○	○	○	○	○
		AQE2136 (20") 510mm	○	○	○	○	○
Seat Depth AQD2130	Extended Seat Rail 510 - 560mm	AQE2136 (20") 510mm	○	○	○	○	○
		AQE2138 (22") 560mm	○	○	○	○	○

Invacare® Modulite™
An evolution in seating designed around you.



*330mm (13") seat width achieved on a 380mm seat frame (2121) with inrigged armrests (2183)

1. Seat depth 410mm: cannot combine T-Armrests (2191) with flexible lapbelt mount (2113)
2. Seat cushion only available with 560mm seat depth (2138) with seat width 530mm (2124)
3. Seat width 530mm (2124) not possible in combination with following armrests (2192/4)
4. Seat width 560mm (2138) When in combination with Flex Tension Adjustable Backrest the seat depth is reduced

SEAT CUSHION (sizes according to seat frame settings)

AQE2142	Matrix Flo-tech Lite - pressure relieving seat cushion		€ 114
AQE2143	Matrix Flo-tech Contour Visco 430x430 mm	Not available with Seat Width 530mm (21")	€ 114
AQE2147	Matrix Libra Cushion, 90mm thick	Not available with Seat Width 530mm with 410mm seat Depth, seat depth 560mm only available with 530mm seat width	€ 426
AQE2140	Without seat cushion		○

BACKREST SUPPORT

AQE2162	Backposts 540mm (tall) (must be selected for Flex3 adjustable backrest plates)		◆
AQE2163	Backposts 480mm (short)	Not available with Flex3 Adjustable backrest	○

PUSH HANDLES FOR BACKPOSTS

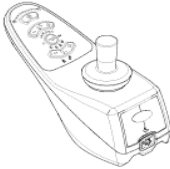

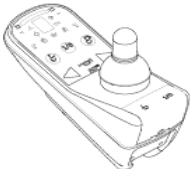
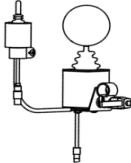
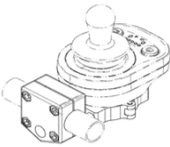

AQE2107	Backposts WITH push handles		◆
AQE2108	Backposts WITHOUT push handles, Push handles will be cut down on the vertical section. If you require a specific length of push handle please note in the specials box at the end of the form.	Not available with attendant controls, dual controls, Matrix backrest or tension adjustable backrest in conjunction with a headrest.	€ 44

BACKREST UPHOLSTERY / CUSHION

AQE2171	Tension Adjustable Backrest (540mm or 480mm upholstery height) Straps easily accessible and adjustable from the rear	Not Available with Laterals, black fabric upholstery only, Headrest option AQE1496	◆
AQE2179	Flex3 Tension Adjustable (long = 540mm / short = 480mm), available in Black Dartex only	Not available with Flip up or Following armrests, Chin Remote and Soft Armpads	€ 165
AQE2172	Flex3 adjustable Backrest Plates (without Backrest Cushion)		€ 245
AQE2173	Flex3 adjustable Backrest Plates with Laguna Backrest cushion		€ 397
AQE2174	Matrix Posture Back, height 400mm (Mesh fabric)	Not available with Laterals or 530mm (21") seat width, Headrest option AQE1496	€ 543
AQE2175	Matrix Posture Back, height 500mm (Mesh fabric)	Not available with Laterals or 530mm (21") seat width, Headrest option AQE1496	€ 543
AQE2176	Matrix Elite Back, height 500mm (Mesh fabric)	Not available with Laterals or 530mm (21") seat width, Headrest option AQE1496, seat width of 380mm (15") AQE2121 in combination with flip up or following armrests	€ 543
AQE2177	Matrix Elite TR Back, height 500mm (Mesh fabric)	Not available with Laterals or 530mm (21") seat width, Headrest option AQE1496	€ 543
AQE2178	Matrix Elite Deep Back, height 500mm (Mesh fabric)	Not available with Laterals or Headrest option AQE1496	€ 602
AQE2170	Without Backrest Upholstery (Straight 1" diameter Back Posts/Back Frame only suitable for mounting specialist backrests)	Not available with laterals or Headrest option AQE1496	○

UPHOLSTERY COLOUR			
AQE2151		Black fabric (nylon 2-way-stretch material)	◆
AQE2152		Black Dartex	○
AQE2153		LK Version (black with orange seam)	○
AQE2154		Black Plush	○
ARMREST (NOTE: HIP GUIDES ONLY POSSIBLE WITH FLIP UP AND FOLLOWING ARMREST)			
AQE2191		Single post 'T-Armrest' removable and height adjustable (with stepless positioning relative to the backposts) Range of adjustment from seat plate 245mm to 315mm	◆
AQE2181		Extended height Single post 'T-Armrest': Range of adjustment from seat plate 295mm to 365mm	€ 44
AQE2183		In-rigged Armrests (reduces seat width by 25 mm each side)	Not Available with hip support € 26
AQE2193		Flip-up Armrest (height and depth adjustable)	Not Available with laterals or in combination with 530mm seat plate and Flex3 adjustable backrest plates. € 37
AQE2192		Following Armrest (height adjustable from 230 - 300 mm)	Not Available with laterals or in combination with 530mm seat plate and Flex3 adjustable backrest plates. € 181
AQE2194		Following Armrest (height adjustable from 300 - 360 mm)	Not Available with laterals or in combination with 530mm seat plate and Flex3 adjustable backrest plates. € 181
ARMPAD			
AQE2195		Short Armpad (325 mm)	◆
AQE2196		Long Armpad (375 mm)	Not Available with Seat depth 410mm (16") ○
AQE2197		Long Ergonomic Armpad (397 mm)	Not Available with Seat depth 410mm (16") ○
AQE2199		Soft Armpad (REA Azalea Wide Pad)	Not Available with Seat depth 410mm (16") € 93
HIP SUPPORTS LH (for flip up and following armrests only)			
AQE2184		Multi adjustable hip support LH, pad size SMALL 140 x 100mm	Not available with 410mm seat depth and manual centre legrests € 247
AQE2186		Multi adjustable hip support LH, pad size MEDIUM 230 x 100mm	Not available with 410mm seat depth and manual centre legrests € 247
AQE2188		Multi adjustable hip support LH, pad size LARGE 330 x 100mm	Not available with 410mm seat depth and manual centre legrests € 247
HIP SUPPORTS RH (for flip up and following armrests only)			
AQE2185		Multi adjustable hip support RH, pad size SMALL 140 x 100mm	Not available with 410mm seat depth and manual centre legrests € 247
AQE2187		Multi adjustable hip support RH, pad size MEDIUM 230 x 100mm	Not available with 410mm seat depth and manual centre legrests € 247
AQE2189		Multi adjustable hip support RH, pad size LARGE 330 x 100mm	Not available with 410mm seat depth and manual centre legrests € 247
SEAT ACCESSORIES			
HEADREST/NECKREST (Dartex) - Adequate headrest option must be selected			
AQE1350		Neckrest: height and depth adjustable (Azalea type)	€ 77
AQE1432		Headrest: height, depth and sideways adjustable (Azalea type)	€ 215
AQE1427		Headrest with cheek support: height and depth adjustable (Azalea type)	€ 215
AQE1496		All bracketry as option 1432 without headrest cushion	€ 80
AQE1495		Non Invacare Headrest - no mounting hardware (with Backbrace/pushbar dia 22mm in conjunction with telescopic seat frame/backposts)	○

LATERAL SUPPORT			
AQE1446		Lateral Support with extended arm, rigid pad (Dartex) (Azalea type) (Pair)	Not available with Flex 3 Tension Backrest € 160
AQE1445		Lateral Support with extended arm, multi-adjustable pad (Dartex)(Azalea type) (Pair)	€ 160
SEAT ADJUSTMENTS			
AQE1091	X	Manually settable Seat Tilt	◆
SEAT TO FLOOR HEIGHT (only to choose with option 1091)			
AQE0354		Seat height: 450 mm	○
AQE0364		Seat height: 470 mm	○
AQE0382		Seat height: 490 mm	○
BACKREST RECLINER			
AQE0975	X	Manual Settable Recliner (in 3.75° steps)	◆
PLEASE CHOOSE EITHER CENTRE MOUNTED OR SIDE MOUNTED LEGRESTS			
CENTRE MOUNTED LEGRESTS (INCLUDING CALF PAD AND ANGLE & WIDTH ADJUSTABLE FOOTPLATE 240mm depth)			
AQE0556		Manual : Hanger, centre mounted, angle settable (0° - 90°): knee to heel length 280 - 385mm	€ 311
SIDE MOUNTED LEGRESTS			
AQE0526		Standard hanger 80° Pair	Not Available with Angle adjustable footplate ◆
AQE0503		VARI F : Angle adjustable legrest hanger (swing away and detachable) (adjustable via tools 0° - 70°) : knee to heel length 290 - 460mm	○
AQE0533		VARI A : Manually angle adjustable legrest hanger (swing away and detachable) (adjustable via hand wheel / knob 0° - 70°) - complete with calf pad support : knee to heel length 290 - 460mm	Not Available with Fixed footplate € 121
AQE0532		ADM Manual : Manually angle adjustable (0° - 80°) legrest hanger (swing away and detachable) (adjustable via quick release lever) - complete with calf pad support : knee to heel length 290 - 460mm	Not Available with Fixed footplate € 210
FOOTPLATE TYPE; PAIRS			
AQE0512		Fixed Footplate	◆
AQE0504		Angle Adjustable Footplate	○
AQE0513		Angle and depth adjustable Footplate (Adapt)	€ 110
SHARK CONTROLS			
AQE1840		Standard Remote MK5 SPJ joystick	◆
AQE1207		Standard Bracket RH	○
AQE1208		Standard Bracket LH	○
AQE1707		Swing Away + height adjust. RH high end	○
AQE1708		Swing Away + height adjust. LH high end	○
REMOTE DX2 SYSTEM			
USER CONTROL + BRACKET			
AQE1638		REM Type A (enables operation up to 4 electric. adjustments)	○
AQE1601		ACS REM 24SD	€ 259
AQE1614		G90A	€ 191
		Head-Remote, ultrasonic proximity sensor(only available as special) Please contact UK Specials Dept	POA
AQE1207		Standard Bracket RH	○
AQE1208		Standard Bracket LH	○
AQE1707		Swing Away + height adjust.RH High End	€ 137
AQE1708		Swing Away + height adjust. LH High End	€ 137
ATTENDANT REMOTE + BRACKET			
AQE1643		REM Type A (Up to 4 electric actuators)	€ 17
AQE1602		ACS REM 24SD	○
AQE1616		G90A	○
AQE1207		Standard Bracket RH	○
AQE1208		Standard Bracket LH	○

CHIN CONTROL + BRACKET			
AQE1719		Chin Remote with standard Joystick (for Modulite only) (Only compatible with Option1601)	€ 2,184
AQE1289		Swing Away Bracket RH, side manual	Only available with RH user bracket ○
AQE1288		Swing Away Bracket LH, side manual	Only available with LH user bracket ○
AQE1287		Swing Away Bracket RH, powered	Only available with RH user bracket € 1,472
AQE1286		Swing Away Bracket LH, powered	Only available with LH user bracket € 1,472
DUAL CONTROL + BRACKET (can only be selected as an addition to user remote)			
AQE1720		Compact Dual Control	€ 471
AQE1207		Standard Bracket RH	Only available with LH user bracket ○
AQE1208		Standard Bracket LH	Only available with RH user bracket ○
INVACARE IDC DUAL CONTROL + BRACKET (Only available with ACS)			
AQE1645		Invacare IDC Dual control	€ 1,256
AQE1221		Detachable Bracket RH	○
AQE1222		Detachable Bracket LH	○
<div style="display: flex; justify-content: space-around; text-align: center;"> <div> <p>REM Type A</p>  </div> <div> <p>REM 24SD</p>  </div> <div> <p>G90 A</p>  </div> <div> <p>Chin control</p>  </div> <div> <p>Dual control</p>  </div> <div> <p>IDC Control</p>  </div> </div>			
DRIVE UNIT OPTIONS			
FRAME COLOUR (COLOURED PARTS IS A DETACHABLE AND CHANGEABLE PLASTIC SHROUD)			
AQE0227		Candy Red	◆
AQE0283		Deep Blue	○
CENTRE WHEELS (DRIVING WHEELS)			
AQE0781	X	Centre Wheel 255mm x 80mm (10"-3") Solid Insert/Puncture Proof Grey	◆
PERFORMANCE OPTIONS			
MOTOR TYPE			
AQE1282	X	6 km/h (4mph)	◆
BATTERY			
AQE1261	X	Battery 32Ah AGM pair	◆
CHARGER			
AQE1343	X	Charger 8A (200 - 250V)	◆
SAFETY ACCESSORIES			
TRANSPORTATION KIT			
AQE1494	X	4-Point tie-down (Tested version for using wheelchair as a vehicle seat according to ISO 7176-19:2001) (Adequate headrest is compulsory)	◆
FIXATION BELT			
AQE1329		Lapbelt (adjustable both sides) fitted to base of backrest	○
AQE2113		Lapbelt (adjustable both sides) adjustable mounting on seat rail extrusion	Not Available with seat depth 410mm (16") and T-Armrest ◆
ACCESSORIES			
CANE HOLDER (in combination with attendant or dual control the caneholder has to be mounted on the opposite side of the remote)			
AQE1312		RH	€ 55
AQE1363		LH	€ 55
TRAY (PLEASE CHOOSE OPPOSITE HAND TO USER CONTROL)			
AQE1404		Tray Swing Away RH	€ 191
AQE1405		Tray Swing Away LH	€ 191
TOOLKIT			
AQE1333	X	Toolkit (inc bit holder, bits and fork spanners)	◆
TOTAL PRICE			



Need a different option not on the form?

Take a look at our Powerchair Alternative Options form, available as standard.

Powerchair Alternative Option required:



Special Instructions - Please supply the following information:

Name:

Email:

Phone:

Fax:

Description of special request (please include relevant option code or part number):