

Invacare®
Pressure Area Care Range



Mattresses
Overlays
Accessories

Invacare® | **Pressure Area Care Range**

Invacare **Pressure area care mattresses**

Invacare mattress selection guide	6-7
Mattress Technical Specifications	8-9
Softform® mattress range	
<i>Invacare Softform Premier</i>	10-13
<i>Invacare Softform Premier Active 2</i>	14-19
<i>Invacare Softform Premier Maxiglide</i>	20-23
<i>Invacare Softform Premier Visco</i>	24-25
<i>Invacare Softform Premier Spinal</i>	26-29
<i>Invacare Softform Premier Original</i>	30-31
<i>Invacare Softform Bariatric</i>	32-33
<i>Invacare Softform Trolley Mattress (New version 2017)</i>	34-35
<i>Invacare Softform Premier Fully Sealed (FS)</i>	36-37
Essential mattress range	
<i>Invacare Essential Plus</i>	38-39
<i>Invacare Essential Care</i>	40-41
<i>Invacare Essential Basic</i>	42-43

Invacare® | **Pressure Area Care Range**

Invacare **Pressure area care mattresses and accessories**

Overlay range

Invacare Propad® overlay 44-45

Invacare Propad® Visco overlay 46-47

Invacare Proflex overlay 48-49

Invacare Propad® Renal overlay 50-51

Accessories

Invacare Pro Maxxcare Heelboot 52-53

Invacare Heel Pads 54

Invacare Odstock Wedge 54

Invacare Leg Trough 55

Invacare Flexipads 56

Invacare Mattress extension blocks 57

Invacare® | **Pressure Area Care Range**

Invacare **Pressure area care mattresses and accessories**

Clinical and Technical Support	58
Definition and causes of Pressure Ulcers	59
High Specification Foam	
<i>Invacare</i> Softform Foam Cell Design	60
Invacare mattresses and profiling beds	61
Invacare SRT (Strikethrough Resistant Technology) Mattress Covers	
Identifying strikethrough	62
Causes of strikethrough	63
SRT Mattress covers - why are they different?	64
Benefits of Invacare SRT mattress covers	65

Mattress Selection Guide

Invacare currently uses the Waterlow scale when referring to the risk level a mattress/overlay is appropriate for.

Risk Level according to Assessment using **Waterlow Pressure Ulcer Prevention/Treatment Policy** based on:

- BMI ♦
- Contenance ♦
- Skin Type Visual Risk Areas ♦
- Sex, Age ♦
- Mobility ♦
- Malnutrition Screening Tool ♦
- Tissue Malnutrition ♦
- Neurological Deficit ♦
- Major Surgery or Trauma ♦

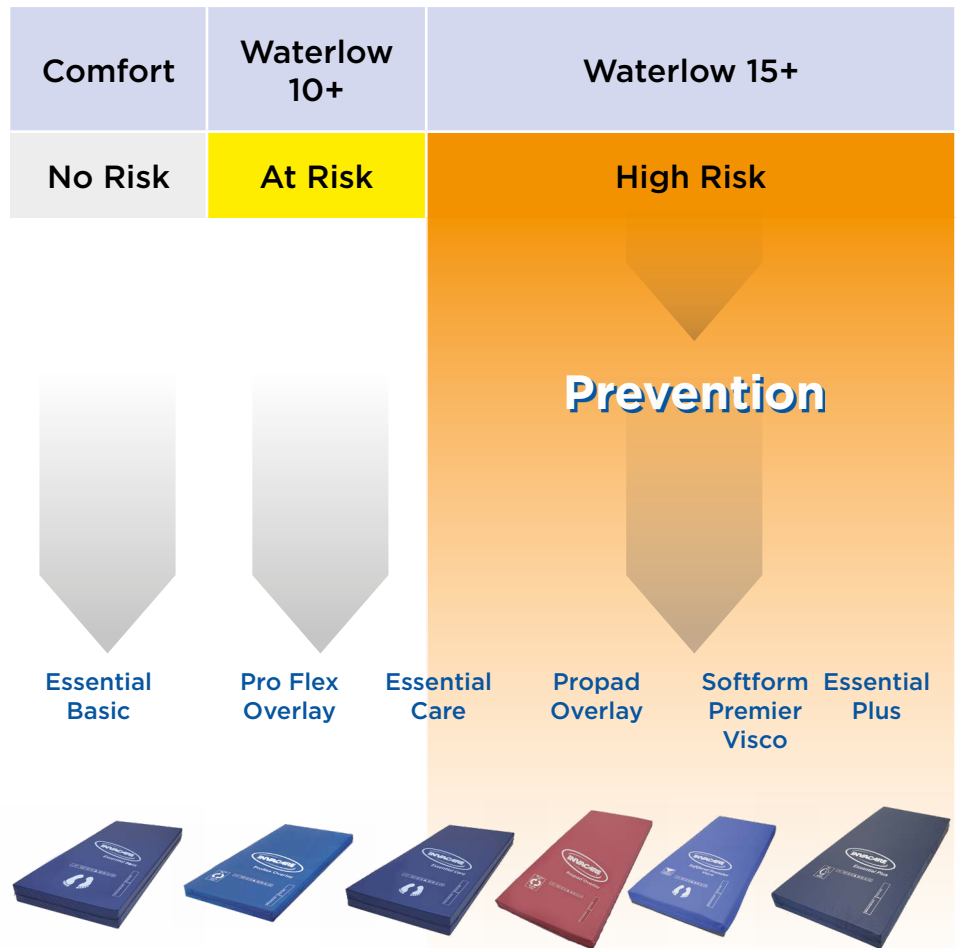
PATIENT SCORE

10+ At Risk

15+ High Risk

20+ Very High Risk

For more information see www.judy-waterlow.co.uk



Essential nursing care is pivotal in pressure ulcer prevention. The mattress will positively contribute to the outcome of a pressure ulcer prevention care plan. Education, clinical judgement and action-based planning established by vulnerability, are fundamental factors in the prevention of pressure ulcers. A range of assessment scales can be used as a formal method of assessing risk from pressure ulcer development, and should be used in conjunction with an informal assessment (informed nursing judgement). Informal assessment is considered to be of greater importance and clinical value.

Pressure Area Care for heels

Prevention




Invacare Heelpad

Designed to **reduce pressure** on the heel, through the controlled volume of gel in the sacs, ensuring **pressure displacement and even weight distribution**. Available in Single & Double pads.



Invacare Odstock Wedge

Specifically suitable for use with beds without a knee elevation function. The Odstock Wedge assists with **knee flexion, reducing shear and friction forces** on the vulnerable heel area.




Invacare Flexipad

The Flexipad can be used to assist with **heel elevation or positioning** to reduce or remove pressure on the heel area. They are also useful for a range of applications to use on other parts of the body. Available in double or single.

Waterlow 20+	Plus Size	Specialist care areas Waterlow 20+		
Very High Risk	Bariatric	Renal	Spinal	Dementia Care/ High risk areas/ Mental Health
	Very High Risk			

Treatment



Treatment and Prevention



Invacare MaxxCare Pro Heel Boot

Offers **comfort and pressure redistribution**. Can be an effective solution for patients with **existing heel damage** due to heel **offloading**. Specifically suitable for patients able to **transfer** with/without assistance.
Available in Standard and Large sizes.

BEST NEW PRODUCT
2016 (BHTA awards)



Invacare Leg trough

Provides **maximum support** for the lower limb, whilst completely **offloading** pressure from the vulnerable heel. Adjustable straps provide additional positioning.
Available without straps if preferred and in various length fittings.
Available in small, medium and large sizes.

Invacare Technical Information - Pressure Area Care Products

Product	Warranty	Fire Testing	Grade Ref & Colour
Invacare Softform Mattresses			
Softform Premier Active 2	4 Years cover 8 Years foam 2 Years insert 2 Years pump	BS 7177: Crib Source 5 (top, bottom and misuse)	RX39/120 Pink RX39/200 Blue
Softform Premier MaxiGlide	4 years cover 8 years foam	BS 7177: Crib Source 5 (top, bottom and misuse)	GR. RX 39/120 Pink GR.RX 39/200 Blue
Softform Premier	5 Years cover 10 Years foam	BS 7177: Crib Source 5 (top, bottom and misuse)	Gr. RX 39/120 Pink Gr. RX 39/200 Blue
Softform Premier Visco	4 Years	BS 7177: Crib Source 5 (top, bottom and misuse)	Gr. RX 39/120 Pink Gr. RX 39/200 Blue Gr. VC50055 White
Softform Premier Spinal	1 Year	BS 7177: Crib Source 5 (top, bottom and misuse)	Gr. RX 39/120 Pink Gr. RX 39/200 Blue
Softform Premier Original	4 Years cover 8 Years foam	BS 7177: Crib Source 5 (top, bottom and misuse)	Gr. RX 39/120 Pink Gr. RX 39/200 Blue
Softform Bariatric	1 Year	BS 7177: Crib Source 5 (top, bottom and misuse)	Gr. RX 39/200 Blue
Softform Premier Fully Sealed	1 year	BS 7177: Crib Source 5 or 7 (top, bottom and misuse)	Gr. RX 39/120 Pink Gr. RX 39/200 Blue
Softform Trolley Mattress	1 year	BS 7177: Crib Source 5	Gr. RX39/200 Blue (TM60) Gr. RX36/125 Beige (TM40/60)
Invacare Essential Range			
Essential Plus	2 Years cover 4 Years foam	BS 7177: Crib Source 5	RX 41/150 Grey
Essential Basic	1 Year	BS 7177: Crib Source 5	RX 33/135 White
Essential Care	1 Year	BS 7177: Crib Source 5	RX 33/135 White
Invacare Overlays			
Propad Overlay	3 Years	BS 7177: Crib Source 5	Gr. RX36/125 Beige
Propad Visco Overlay	1 Year	BS 5852: Crib Source 5 and BS 7175: Crib Source 5	Gr. VC50055 White Gr. RX36/125 Beige
Propad Renal Overlay	2 years	BS 7177: Crib Source 5	Gr. RX36/125 Beige
ProFlex Overlay	1 year	BS 7177: Crib Source 5	RX 33/160 Green
Invacare Pressure Care Accessories			
MaxXcare Pro-evolution Heelboot	1 year	Fire retardant	Air cell technology
Heelpad	1 year	Fire retardant	Gel filled
Odstock wedge	1 year	Fire retardant	Gr.RX36/125 Beige
Leg Trough	1 year	Fire retardant	Gr.NFG70/180 Green
Flexipad	1 year	Fire retardant	Gel filled
Softform Mattress Extension / in-fill blocks	1 year	BS 7177: Crib Source 5	Gr. 39/120 Pink

Invacare Technical Information - Pressure Area Care Products

Nominal Density Range (kg/m)	Nominal Hardness Range (N)	Fatigue Class	Weight of Product (kg)	Maximum User Weight
38 - 40 38 - 40	110 - 130 175 - 215	Very Severe	15	39 stone/ 247.6kg
38 - 40 38 - 40	110 - 130 175 - 215	Very Severe	14	39 stone/ 247.6kg
38 - 40 38 - 40	110 - 130 175 - 215	Very Severe	13	39 stone/ 247.6kg
38 - 40 38 - 40 55	110 - 130 175 - 215 80	Very Severe (Not Visco)	14	39 stone/ 247.6kg
38 - 40 38 - 40	110 - 130 175 - 215	Very Severe	14	39 stone/ 247.6kg
38 - 40 38 - 40	110 - 130 175 - 215	Very Severe	13	39 stone/ 247.6kg
38 - 40	110 - 140 175 - 215	Very Severe	15	53.5 stone / 340kg
38 - 40 38 - 40	105 - 135 175 - 215	Very Severe	13	39 stone/ 247.6kg
38 - 40 35 - 37	175 - 215 110 - 140	Very Severe	7-10	TM20 and TM40 = 17 stone/ 108kg TM60 = 22 stone/ 140kg
40 - 42	135 - 165	Very Severe	14	22 stone/ 140kg
32 - 34	120 - 150	Severe	9	22 stone/ 140kg
32 - 34	120 - 150	Severe	7	22 stone/ 140kg
35 - 37	110 - 140	Very Severe	5,5	17 stone/ 108kg
55 35 - 37	80 110 - 140	N/A Very Severe	7,1	17 stone/ 108kg
35 - 37	110 - 140	Very Severe	5.5	17 stone/ 108kg
33 - 37	145 - 175	Severe	5.5	17 stone/ 108kg
N/A	N/A	N/A	0.1	N/A
N/A	N/A	N/A	3.58	N/A
35 - 37	110 - 140	Very Severe	1.5	N/A
60	240 - 295	Extremely Severe	0.8	N/A
N/A	N/A	N/A	0.8	N/A
Severe	38 - 40	Severe	Various depending on size selected	N/A



Invacare®

Softform® Premier

Clinically proven -
21st Century design

Trusted Solutions,
Passionate People



Clinically proven high specification foam mattress suitable for 'Very High Risk'¹ patients¹.

The *Invacare Softform Premier* is a high specification foam pressure redistributing mattress designed to meet the demands of Community and Acute healthcare environments. Practical and durable, this static mattress delivers exceptional levels of comfort and pressure redistribution.

The 'Strikethrough Resistant Technology'² (SRT) cover has been designed to manage the clinical impact of pressure care and healthcare acquired infection by reducing the risk of cross contamination. The clinically proven foam interface of the *Softform Premier* foam mattress provides stability and comfort.


Invacare's expertise and experience in the field of pressure care has been combined to produce the ultimate design and quality in the *Softform Premier* mattress. With a full range of sizes available, the *Softform Premier* provides an unrivalled solution to pressure redistribution on a static foam surface.

The comfort of 'high specification' foam

The *Invacare Softform Premier* features a unique contoured insert foam, constructed from 'teardrop cut' castellated cells, which conform independently to body movement and positioning to **reduce shear and friction** forces. In addition it provides excellent comfort capabilities and improved pressure redistribution. The mattress insert has a non-glued construction, which allows for excellent conformity when profiled on electric bed frames and enables air to flow freely between castellations, attributing to a healthy **microclimate**. A high specification foam interface offers a comfortable, effective pressure redistributing surface for patients at 'Very High Risk' of developing pressure ulcers. The **high specification foam**³ is specifically cut for effective contouring, microclimate and pressure redistribution. EPUAP⁴ suggests the avoidance of subjecting the skin to both pressure and shear forces, both major contributory factors in the development of pressure ulcers.

3/ (NICE Clinical Guideline 179, September 2014)

4/ European Pressure Ulcer Advisory Panel. Quick Reference Guidelines (2014)




Features



Does not require turning or rotating

This mattress does not require turning or rotating, significantly minimising manual handling, thus reducing time and risk.




Single piece foam "U" core

Facilitates patient transfer by providing effective side-wall support, offering security to the patient. Robust foam base prevents the mattress from bottoming out.




Full length flap conceals zip


The mattress cover flap protects the zip. This reduces the possible risk of fluid ingress, preventing contamination of the foam core. The mattress zip is fully covered with a flange to protect it from fluid ingress, it is welded not sewn to provide maximum protection for **infection control**. The cover is zipped around all 4 sides with the top and bottom cover being completely detachable, which not only aids internal mattress inspection but also allows for economic replacement.



Modular construction allows for prompt and easy replacement of component parts if necessary.



Grey toughened base protects mattress in moving and handling situations.



Secure handles to facilitate easy transportation by 1 person.

Strikethrough Resistant Technology Covers

The **Softform Premier** (in sizes 76-90cm wide, 183-210cm long) benefits from having 'SRT' covers. Exclusive to Invacare, these covers ensure infection control and prolong the life of the mattress without compromising on clinical efficacy.

Invacare cover technology - Proven to reduce cover failures

Generally, the main cause of mattress cover failure is known to be "striekthrough". This occurs when the mattress cover fibres break down or separate, and small cracks develop resulting in contaminants seeping through to the inner foam usually as a result of damage by rigorous cleaning. To combat this costly and time consuming problem Invacare developed "**striekthrough resistant**" (**SRT**) covers. These specially coated covers are designed to withstand the stringent but essential cleaning regimes in place in healthcare settings and as a result, reduce mattress failure rates.

Where SRT covers are in use, NHS Trusts have seen a **vast reduction in failure rates** and have achieved **substantial savings in replacement costs** at mattress audit. As well as financial savings the covers offer excellent stretch and recovery properties, which aid pressure redistribution and retain **Moisture Vapour Transfer** properties to maintain a **healthy micro-climate** around the patient.

Available in **Crib 5 and Crib 7** (fire retardancies) this stronger, more durable '**SRT**' fabric is **only available from Invacare**.

For more information on how SRT performs and evidence on how SRT covers have been proven to reduce replacement costs over time see our website ([www.thinkpressurecare.co.uk/clinical articles](http://www.thinkpressurecare.co.uk/clinical%20articles)).



Double and king size bed sizes







The **Softform Premier** is also available in a double and a king size, to accommodate a wide range of bed sizes.

These sizes offer a multi-way stretch, water resistant PU cover, which is zipped on 3 sides and is replaceable as a complete cover set.

The internal core of the mattress is identical to the single size with a high specification castellated foam patient interface for maximum comfort. The larger size U-core facilitates patient transfer and ensures a solid base to avoid bottoming out of the mattress.

Technical data

For more comprehensive pre-sales information about this product, including the product's user manual, please visit www.invacare.co.uk.

	Width	Length	Height	Total product weight	Max. user weight	Max. cleaning temperature	
Softform Premier							Manufactured to European Standards: BS EN 597-1 Cig, BS EN 597-2 Match. Foam Interior: BS 5852: 1990 Crib Source 5; Cover BS7175: 1989 Crib Source 5.
	Single size: 660 - 900 mm Double size: 910 - 1370 mm King size: 1380 - 1525 mm	1410 - 2100 mm	152 mm	13 kg	247.6 kg/ 39 Stone	80°	

1. Essential nursing care is pivotal in pressure ulcer prevention. This mattress will positively contribute to the outcome of a pressure ulcer prevention care plan. Education, clinical judgement and action based planning based on vulnerability are fundamental factors in the prevention of pressure ulcers. A range of assessment scales can be used as a formal method of assessing risk from pressure ulcer development, and should be used in conjunction with an informal assessment (informed nursing judgement). Informal assessment is considered to be of greater importance and clinical value.

2. Please note: The cover is not Strikethrough proof. Misuse or incorrect care and handling can cause damage to the mattress cover.

N.B. The Double and Kingsize mattresses are not available with 'Strikethrough Resistant Technology'.

Colours



Violet

Warranty

10 years foam
5 years cover



Single sizes only



Invacare®

Softform® Premier Active 2

Clinically proven hybrid
technology

Trusted Solutions,
Passionate People



The **Softform Premier Active 2** hybrid mattress replacement system delivers optimal therapy at the touch of a button. The clinically proven interface of the **Softform Premier** foam mattress combined with active alternating air cells beneath, provides both **prevention and treatment of severe pressure ulcers**. The comfortable patient interface ensures that therapy is delivered without compromise and a step-up of support surface is provided without disturbance.

A quiet, unobtrusive **power unit can be activated** to provide alternating therapy to a high specification static foam support surface **without the need for patient transfer**.

'Very High Risk' Static Surface

A high specification foam interface offers a comfortable, effective, pressure redistributing surface for patients at '**Very High Risk**'^{4,5} of developing pressure ulcers. The foam is specifically cut for effective contouring, microclimate and pressure redistribution management. The static surface can be '**stepped up**' easily and quickly with the addition of a pump for the treatment of **severe pressure ulcers**.

Alternating Surface

At the touch of a button, the pump can be activated so the uniquely designed bow-shaped air cells inflate and deflate beneath the foam interface. The static surface is then transformed into an **effective therapeutic surface** for the treatment of pressure ulcers **without compromising patient comfort**. Air cells inflate and deflate to effectively transfer tissue pressure from one area to another. Firm side formers provide a stable transfer edge, offering security to the patient.

Hybrid Technology


The **combination of foam interface and alternating cells** working together offers a **complete solution to all patient groups in the prevention and healing of pressure ulcers**. With the addition or removal of the pump the patient can quickly be stepped up or stepped down with therapy as required.



Invacare cover technology - Proven to reduce cover failures

Generally, the main cause of mattress cover failure is known to be "strikerthrough". This occurs when the mattress cover fibres break down or separate, and small cracks develop resulting in contaminants seeping through to the inner foam usually as a result of damage by rigorous cleaning. To combat this costly and time-consuming problem Invacare developed "**strikerthrough resistant**" covers (SRT). These specially coated covers are designed to withstand the stringent but essential cleaning regimes in place in healthcare settings and as a result, reduce mattress failure rates.

Where SRT covers are in use, NHS Trusts have seen a **vast reduction in failure rates** and have achieved **substantial savings in replacement costs** at mattress audit. As well as financial savings the covers offer excellent stretch and recovery properties, which aid pressure redistribution and retain **Moisture Vapour Transfer** properties to maintain a **healthy micro-climate** around the patient. Available in **Crib 5 and Crib 7** (Fire retardancies) this stronger, more durable '**SRT**' fabric is **only available from Invacare**. For more information on how SRT performs and evidence on how SRT covers can reduce replacement costs over time see our website (www.thinkpressurecare.co.uk/ clinical articles).



Features

Simple operation to step-up your patient to active therapy:



1. Detach hose from foot end of mattress



2. Fit hose to power unit



3. Switch on



4. Patient is now receiving alternating therapy.



Concealed pump hose

The connecting hose is fully covered with a welded sleeve to ensure **effective infection control**.

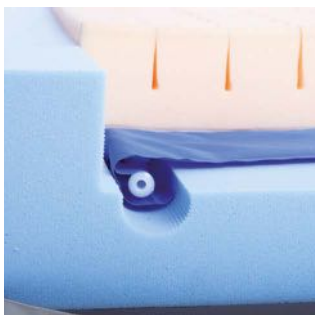
Air cell design

Air cells offer a stable support surface along with **improved comfort for the patient**. Advanced insert materials ensure the foam glides smoothly over the cells with ease, reducing friction and shear forces. The **bow shape of the air cells** ergonomically cradles the patient's body shape, catering for a wide range of patient proportions and varying weight distribution.



Cable and hose management

Cables and pump hose can be fastened to the mattress to reduce the risk of damage and contamination



Channels in blue foam U-core

The tubes that supply air to the cells sit in specifically designed channels, providing **additional comfort for the patient**.



Cost saving modular construction

Top cover, base cover, foam insert, Blue U-core and air cells are all easily and economically replaceable.



"Plug & play" digital pump

Simple operation, no programming or adjustment required, simply switch on. Features audible alarm and universal mounting brackets.



Individually replaceable air cells

Can easily be replaced without removing the mattress from the bed.




Designed to reduce tissue damage as a result of shear

The **Softform Premier Active 2** mattress offers an **innovative glide mechanism**, which **significantly reduces shear forces** when used with an electric profiling bed. EPUAP suggests the avoidance of subjecting the skin to both pressure and shear forces, both major contributory factors in the development of pressure ulcers (EPUAP, 2014). The **insert glide mechanism** helps to reduce the level of involuntary patient movement when the profile mechanism of the bed is activated; thus reducing the risk of damage from shear forces, ensuring friction is minimized and pressure is effectively redistributed.



Comfortable high specification foam static surface

In the event of a power failure, the patient will remain on a '**Very High Risk**'^{4,5} pressure reducing surface, minimizing the risk of pressure damage as a result of contact with a bed base.



A **complete patient centric solution**, the **Softform Premier Active 2** mattress, combines the redistributing qualities of specially cut foam castellations at the patient interface, with air cells beneath which can be inflated as required to provide active therapy. This construction ensures the patient will be supported by enveloping supportive *high specification foam**, whether the power unit, (powering the air cells), is switched on or off. The comfortable skin interface provides effective pressure redistribution and ensures **comfort is maintained** at all times.

*(NICE Clinical Guideline 179, September 2014)

Clinically proven solution

Clinically proven for healing of up to Grade IV pressure ulcers



Grade III Pressure Ulcer



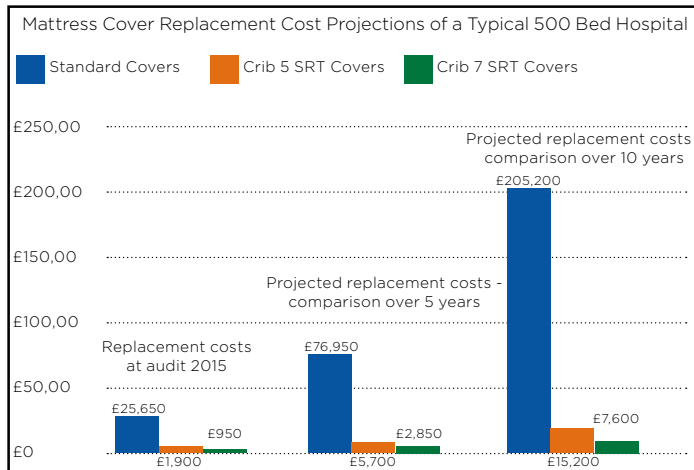
Grade IV Pressure Ulcer

The **Softform Premier Active 2** is clinically proven to prevent and promote the healing of pressure ulcers¹. Independently published clinical evidence has documented accounts of patient conditions where healing of up to **Grades III and IV pressure ulcers** are detailed. Feedback has also shown that the **Softform Premier Active 2** is a **comfortable** solution for patients, many with complex and/or multiple conditions. In numerous sites where the **Active 2** has become standard issue of equipment, it has been evaluated as a very positive experience for the patient. Staff who have prescribed the **Softform Premier Active 2** have found its installation swift and operation simple.

As patient therapy requirements change, there is no time-lapse where a mattress is changed from a static to a dynamic system. This offers instant therapy therefore reducing moving and handling, risk, staff and equipment requirements, infection control risk and patient anxiety.

Infection Control Solution

Proven savings using SRT mattress covers



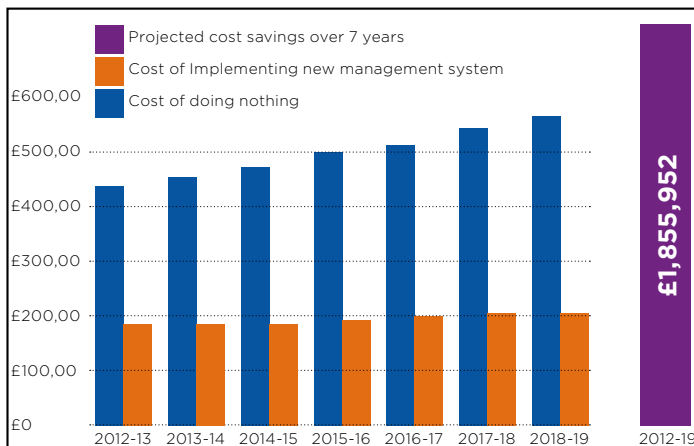
The **Softform Premier Active 2** with SRT covers is proven to reduce mattress cover replacements².

Review of mattress audit results has illustrated that **Softform Premier Active 2** SRT covers are a solution to mattress audit failures. A study of mattress audit results of hospitals in Glasgow where SRT covers have been in use for over a 3 year period showed **mattress cover failure reduced to as low as 0.7%**, where they had previously been as high as 27%. This has greatly reduced their expenditure in mattress cover replacement at annual audits. Savings have been made without the compromise of the clinical benefits that are offered by utilising the **Softform Premier Active 2** mattress system as part of a Pressure Ulcer prevention plan.



Financial Solution

Nearly £2 million of savings to be made by implementing the Active hybrid mattress system









NHS Trusts make substantial savings by investing in **Softform Premier Active 2**³. The adoption of mattress replacement using hybrid technology has demonstrated substantial cost savings. A published article (May 2015) details an example of this in a busy acute care hospital with over 600 beds. The cost-efficiency model brought together all key stakeholders to effect change to dynamic mattress provision. The process was to implement an improved bed management programme using the **Softform Premier Active 2** mattress. Rental costs of dynamic systems were substantially reduced, resources were freed up in nursing time as there was no longer a need to move patients onto a different surface. **Cost savings made released budget** that was used for provision of additional services. Overall savings projected in a 7 year period were estimated to be as much as **£1.85m**.

To view all published articles on the **Softform Premier Active 2** please visit www.thinkpressurecare.co.uk

Technical data

For more comprehensive pre-sales information about this product, including the product's user manual, please visit www.invacare.co.uk.

	Width	Length	Size	Total product weight	Max. user weight	Max. cleaning temperature	Warranty
							
Softform Premier Active 2SMattress	830 - 900 mm (10 mm increments)	1810 - 2100 mm (10 mm increments)	152 mm	14 kg	247.6 kg (39 stone)	80°	Foam 8 years Cover 4 years Pump 2 years Insert 2 years
Pump	205 mm	237 mm	80 mm	1.75 kg		N/A	

Mattress is manufactured to:

European Standard: BS EN 597-1 Cig
European Standard: BS EN 597-2 Match
BS7177:1996 Crib 5.

Pump


Noise Level: 32Db
Cycle Time: 10 minutes (1 in 2 cycle)

- High specification castellated foam surface
- Active air therapy when required
- Clinically proven for healing all grades of pressure ulcers
- Suitable for Very high/high risk patients ^{4,5}
- Strikethrough resistant (SRT) cover
- Crib 5 or crib 7 fire retardant cover options
- Maximum user weight 147.6kg (39 stone)
- Various sizes available

For full details of clinical evidence please visit www.thinkpressurecare.co.uk

Colour

Baltic Blue



Warranty

Foam 8 years
Cover 4 years
Pump 2 years
Insert 2 years

1. Wounds UK, November 2015
2. Wounds UK, September 2015
3. Making The Case, Wounds UK, May 2015
4. Essential nursing care is pivotal in pressure ulcer prevention. This mattress will positively contribute to the outcome of a pressure ulcer prevention care plan. Education, clinical judgment and action based planning based on vulnerability are fundamental factors in the prevention of pressure ulcers. A range of assessment scales can be used as a formal method of assessing risk from pressure ulcer development, and should be used in conjunction with an informal assessment (informed nursing judgment).
5. The risk category in this instance is based on the Waterlow Scale





Invacare[®] | ***Softform*[®] Premier Maxiglide**


Designed to specifically
address shear and friction

Trusted Solutions,
Passionate People



Technical data

The *Invacare Softform Premier MaxiGlide* high specification foam mattress offers a new and innovative glide mechanism that significantly reduces shear and friction forces when used with an electric profiling bed. The patented design of the mattress allows the top surface to provide excellent pressure redistributing properties along with a high level of comfort and support, whilst the base of the mattress uniquely separates to conform to the bedframe. The *Softform Premier MaxiGlide* is suitable for use with those who are considered to be at 'Very High Risk'* of developing pressure ulcers.



Effective pressure ulcer prevention

The *Softform Premier MaxiGlide* features a deep-contoured insert pad constructed from 'keyhole' cut castellated foam cells, which move independently to maximise the body contact area and optimise pressure reduction.

Reduces the need for manual handling

The profiling mattress maximises the benefits of an electric profiling bed, delivering improved positioning whilst reducing the requirement for repositioning of the client.

Multi stretch cover

The mattress cover is multi-stretch and conforms to the deep contoured castellations on the upper surface of the mattress, minimising rucking and further reducing the potential for tissue damage.

Features



Smooth sliding surface



Top surface remains with patient




Bottom surface profiles with the bedframe



Patented design

The “Glide” mattress system is only available from Invacare and approved distributors.




Modular construction

Enables easy replacement of all parts, increasing product longevity.




Pressure ulcer prevention

The mattress provides an excellent pressure reducing surface, designed to maximise the body contact area and help prevent the causes of pressure ulcers.



Cover is resistant to fluid ingress

Features include two-way stretch, vapour-permeable and waterproof polyurethane cover with high frequency welded seams and a full length flap concealing the zip.



Fully detachable top cover and toughened polyurethane base

The toughened PU coated base protects the mattress against metal bed frames. The top cover is easily removed for laundering and foam inspection.



Does not require turning or rotating



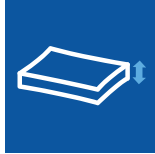



Mattress does not require turning or rotating, significantly reducing manual handling risk.



Optional Strikethrough Resistant Technology (SRT) cover made from a highly chemically resistant polyurethane polymer making it much more resistant to abrasion and damage. The life of the cover is increased as it is significantly more durable in an acute healthcare environment.

Technical data

For more information about this product, including the product's user manual, please visit www.invacare.co.uk.

	Width	Length	Size	Total product weight	Max. user weight	Max. cleaning temperature
Softform Premier MaxiGlide						
	800, 855, 880, 900 mm	1950 - 2100 mm	152 mm	13.5 kg	247.6 kg/ 39 Stone	80° Refer to instructions for use and relevant infection control guidelines

* Essential nursing care is pivotal in pressure ulcer prevention. This mattress will positively contribute to the outcome of a pressure ulcer prevention care plan. Education, clinical judgement and action based planning based on vulnerability are fundamental factors in the prevention of pressure ulcers. A range of assessment scales can be used as a formal method of assessing risk from pressure ulcer development, and should be used in conjunction with an informal assessment (informed nursing judgement). Informal assessment is considered to be of greater importance and clinical value.

Manufactured to European Standards:
Interior Foam: BS 5852 Crib 5,
Cover: BS 7175 Crib 5

Colour

Baltic Blue



Warranty

8 years foam

4 years cover



Invacare[®] | **Softform**[®] **Premier Visco**

Pressure redistributing visco elastic foam mattress

Trusted Solutions,
Passionate People



The *Invacare Softform Premier Visco* is a high specification pressure redistributing mattress suitable for those considered at 'High Risk' of developing pressure ulcers. The mattress features a high density visco elastic (memory) foam insert, which is temperature-sensitive to the body, allowing it to conform to body shape. This provides exceptional comfort and facilitates pressure redistribution by minimising peak pressures. The '**Strikethrough Resistant Technology**'² cover has been designed to manage the clinical impact in relation to pressure care and infection control with regards to risk of cross infection and financial impact, including time and resource management.

Comfort and pressure redistribution combined

The *Invacare Softform Premier Visco* is constructed from a range of superior quality materials. The lower 'U' shaped layer is made up of robust high density foam, to prevent the mattress bottoming out and improve longevity. The central core includes a high density, visco elastic (memory) foam top section which warms to conform to body shape, maximising the body contact area to give good pressure reduction.

Strikethrough Resistant Technology® (SRT)

The cover is made from a highly chemically resistant polyurethane polymer making it much more resistant to abrasion and damage and swells less with water contact. When cleaning a cover with '**Strikethrough Resistant Technology**'[®], the material properties changes less than standard fabrics and thus reverts to its natural state very quickly. The time in which the cover is more prone to physical damage is significantly reduced.

Features and Options



Does not require turning or rotating

This mattress does not require turning or rotating, significantly minimising manual handling issues.



Modular construction

Enables easy replacement of parts, increasing product longevity. Insert pad can be interchanged with standard castellated foam, if required.



Full-length flap conceals zip

The full length flap protects the zip. This reduces the possible risk of fluid ingress, preventing contamination of the foam core.









Added protection

Multi-stretch, breathable, waterproof cover with corner welds, reducing the opportunity for accumulation of dust and liquid residues.

Technical data

For more information about this product, including the product's user manual, please visit www.invacare.co.uk.

	Width	Length	Height	Total product weight	Max. user weight	Max. cleaning temperature
<i>Softform Premier Visco</i>	 Single size: 660 - 900 mm Double size: 910 - 1370 mm King size: 1380 - 1525 mm	 1410 - 2080 mm	 152 mm	 13 kg	 247.6 kg/ 39 Stone	 80°

Manufactured to European Standards:
 BS EN 597-1 Cig,
 BS EN 597-2 Match,
 BS7177: 1996 Crib Source 5



Colour

Violet SRT



Warranty

Cover 4 years
 Foam 4 years

- Essential nursing care is pivotal in pressure ulcer prevention. This mattress will positively contribute to the outcome of a pressure ulcer prevention care plan. Education, clinical judgement and action based planning based on vulnerability are fundamental factors in the prevention of pressure ulcers. A range of assessment scales can be used as a formal method of assessing risk from pressure ulcer development, and should be used in conjunction with an informal assessment (informed nursing judgement). Informal assessment is considered to be of greater importance and clinical value.
 - Please note: The cover is not Strikethrough proof. Misuse or incorrect care and handling can cause damage to the mattress cover.
- The Double and Kingsize mattresses are not available with the Strikethrough Resistant Technology® cover.



Invacare® | **Softform® Premier Spinal**

A dual surface specialist
mattress designed for spinal
injuries

Trusted Solutions,
Passionate People



The *Invacare Softform Premier Spinal* is a high specification replacement mattress designed for those with spinal conditions or injury. It is suitable for those considered at 'Very High Risk'¹ of developing pressure ulcers. The **Spinal** mattress provides optional support to cover a wide range of comfort and spinal alignment requirements. Following a spinal injury, a firm support surface may be necessary to assist in immobilising the spine. The unique dual layer design provides the option of a softer, **comfort foam** offering greater pressure redistribution, which may be more appropriate at a later stage in the rehabilitation process.



Comfort surface



Firm surface

Specialist stable support surface

Back injury and pain can vary greatly and is specific to each individual. The **Softform Premier Spinal** mattress offers a dual interface option which provides a bespoke solution without the need to change to an alternative mattress.

The interface foam can be quickly and easily changed at the bedside to reduce the risk of waiting time for the patient.

The specifically manufactured foam sits level with firm side supports and promotes effective patient care, handling and transfer, without compromise to spinal alignment or pressure redistribution.

The *Invacare Softform Premier Spinal*'s dual foam insert provides a choice of two stable support surfaces with excellent comfort capabilities. The choice of which is individual to each user, shear reduction and pressure redistribution is addressed with either surface.

The design of the mattress allows for excellent conformity if profiled on electric bed frames. Practical and durable, the **Softform Premier Spinal** mattress delivers an exceptional level of comfort and pressure redistribution, and can be a valuable contributor to the rehabilitation process.

Mattress support



Surface too soft

Surface too hard

Correct support & spinal alignment





Infection Control

An integral platilon liner forms part of the interior of the **Softform Premier Spinal** mattress. As the risk of contact with bodily fluids may be increased, the liner which encases the internal foam to contribute to infection control by reducing the risk of fluid ingress. In combination with the **SRT** (Strikethrough Resistant Technology)² cover, this secondary protection offers a double barrier to mattress contamination.

SRT covers are unique to Invacare, and have been designed to be “strikeythrough” resistant. Strikethrough occurs when the mattress cover fibres break down or separate, and small cracks develop resulting in contaminants seeping through to the inner foam usually as a result of damage by rigorous cleaning. These specially coated **SRT** covers are designed to withstand the stringent but essential cleaning regimes in place in healthcare settings and as a result, reduce mattress failure rates.



Unique dual foam insert provides two surface options

The blue insert provides a high density surface for additional stability, when the orange insert is placed in the upper position, the patient immerses into the mattress providing comfort and pressure reduction.



Does not require turning or rotating

This mattress does not require turning or rotating, significantly minimising manual handling issues.



Single piece foam U-core

Facilitates patient transfer by providing effective side-wall support. A robust foam base prevents the mattress from bottoming out.









Full length flap concealing zip

A full length flap protects the zip. This reduces the possible risk of fluid ingress, preventing contamination of the foam core.

Multi-stretch, breathable, waterproof cover with corner welds, reducing the opportunity for accumulation of dust and liquid residues.

Technical data

For more information about this product, including the product's user manual, please visit www.invacare.co.uk.

	Width	Length	Height	Total product weight	Max. user weight	Max. cleaning temperature
Single	 660 - 900 mm Double and king size sizes available on request	 1250 - 2100 mm	 152 mm	 14 kg	 247.6 kg	 80°

Disclaimer

1. Essential nursing care is pivotal in pressure ulcer prevention. This mattress will positively contribute to the outcome of a pressure ulcer prevention care plan. Education, clinical judgement and action based planning based on vulnerability are fundamental factors in the prevention of pressure ulcers. A range of assessment scales can be used as a formal method of assessing risk from pressure ulcer development, and should be used in conjunction with an informal assessment (informed nursing judgement). Informal assessment is considered to be of greater importance and clinical value. The risk category in this instance is based on the Waterlow Scale.
2. Please note: The cover is not Strikethrough proof. Misuse or incorrect care and handling can cause damage to the mattress cover.


Manufactured to European Standards:

BS EN 597-1 Cig,
BS EN 597-2 Match.

Foam Interior: BS 5852: 1990 Crib Source 5;
Cover BS7175: 1989 Crib Source 5.
Composite tested to BS 7177 Crib 5.

Colour

Violet



Warranty

Cover 1 year
Foam 1 year



Please notice colors may vary slightly from those displayed above.



Invacare[®] | ***Softform*[®] Premier Original**

A cost effective solution to
Pressure Ulcer Prevention


Trusted Solutions,
Passionate People



The *Invacare Softform Premier Original* is a high specification replacement mattress designed to meet the demands of the Community and Acute healthcare environments. Practical and durable, this mattress delivers exceptional levels of comfort and pressure redistribution at a cost effective price.

Effective pressure ulcer prevention

The European Pressure Ulcer Advisor Panel ³ suggests the avoidance of subjecting the skin to both pressure and shear forces, both major contributory factors in the development of pressure ulcers. The *Softform Premier Original* has been designed to actively address these factors. A unique contoured insert pad, constructed from castellated foam cells, which conform independently to movement and body position to effectively reduce shear and friction forces. In addition the high specification foam support surface provides excellent comfort and pressure redistribution. The mattress has a non-glued construction, which allows for good conformity when profiled on electric bed frames and enables air to flow freely between castellations, attributing to a healthy micro-climate. The high specification foam interface offers a comfortable, effective pressure redistributing surface for patients at 'Very High Risk' of developing pressure ulcers. The high specification foam² is specifically cut for effective contouring, microclimate and pressure redistribution.



Cover is resistant to fluid ingress

The cover is two-way stretch waterproof polyurethane with high frequency welded seams with a full length flap concealing the zip. These features combine to effectively reduce the potential of fluid ingress. The cover also features a toughed PU coated base to prolong the longevity of the mattress. The mattress zip is fully covered with a flap to protect it from fluid ingress, it is welded not sewn to give maximum protection for infection control. The cover is zipped around all 4 sides with the top and bottom cover being completely detachable, which not only aids internal mattress inspection but also allows for economic replacement costs.




Features and Options



Single piece foam U-core

Facilitates patient transfer by providing effective side-wall support. Robust foam base prevents the mattress from bottoming out. Does not require turning or rotating.



Full length flap conceals zip

The full length flap protects the zip. This reduces the possible risk of fluid ingress, preventing contamination of the foam core.

Technical data


For more information about this product, including the product's user manual, please visit www.invacare.co.uk.

	Width	Height	Total product weight	Max. user weight	Max. cleaning temperature
<i>Softform Premier Original</i>	Length x Width: 2000 x 880 mm or 2000 x 855 mm	152 mm	13 kg	247.6 kg (39 stone)	80°

Manufactured to European Standards:
BS EN 597-1 Cig, BS EN 597-2 Match and BS 7177: **Crib Source 5** (top, bottom and misuse)

Colour

Blue



Warranty

Cover 4 years
Foam 8 years

- Essential nursing care is pivotal in pressure ulcer prevention. This mattress will positively contribute to the outcome of a pressure ulcer prevention care plan. Education, clinical judgement and action based planning based on vulnerability are fundamental factors in the prevention of pressure ulcers. A range of assessment scales can be used as a formal method of assessing risk from pressure ulcer development, and should be used in conjunction with an informal assessment (informed nursing judgement). Informal assessment is considered to be of greater importance and clinical value. The risk category in this instance is based on the Waterlow Scale.
- (NICE Clinical Guideline 179, September 2014)
- European Pressure Ulcer Advisory Panel, Quick Reference Guidelines (2014)



Invacare[®]

Softform[®] Bariatric

Exceptional pressure
re-distribution for
heavier patients

Trusted Solutions,
Passionate People



Softform Bariatric provides a high level of patient comfort whilst offering effective pressure re-distribution. Suitable for use on all types of profiling beds, the mattress is essential for patients whose needs cannot be met with standard products. This high specification pressure redistributing mattress has been designed to meet the demands of Community and Acute healthcare environments. Practical and durable, this mattress is suitable for those heavier patients that are considered at 'Very High Risk'¹ of developing pressure ulcers.

The challenges of obese patients

Obese patients (a BMI >40, WHO 2000) have an increased risk of pressure ulcer development. Due to reduced vascularity and profusion of adipose tissue in obese patients wound healing is prolonged so preventative measures for Bariatric patients are essential. This mattress has been specifically designed to meet the needs of heavier patients and the challenges faced by carers and clinicians in managing their care.

Features and Options




Added Protection and Comfort

Multi stretch, breathable, waterproof cover with corner welds, reducing the opportunity for accumulation of dust and liquid residues. High frequency welded waterproof seams protect the mattress core from contamination. The base of the **Softform Bariatric** is made from a toughened PU coated material which is designed to extend the life of the mattress. The vapor permeable fabric allows the skin to breathe and can reduce the effects of skin damage caused by profuse sweating, which can be a common problem for many obese patients.



Integrated Glide System

The 'glide' design and split section at the backrest section of the mattress enables it to conform effectively with a profiling bed. This significantly reduces inappropriate and unwanted patient movement that can contribute to tissue damage caused by shear and friction forces, so reducing the need for unnecessary moving and handling, a difficult task for this group of patients.



The specialist cut foam for pressure redistribution distributes pressure evenly, reducing the risk of pressure ulcers for the bariatric patient who will likely have limited range of movement. Many obese patients have difficulty lying flat due to breathing difficulties. The hinged backrest section of the the Softform Bariatric mattress will be an advantage to many.



Technical data

For more information about this product, including the product's user manual, please visit www.invacare.co.uk.

	Width	Length	Height	Total product weight	Max. user weight	Max. cleaning temperature	Warranty
							1 year foam 1 year cover
Softform Bariatric	1150 - 1200 mm	2000 mm	152 mm	15 kg	340 kg/ 53.5 stone	80°	Manufactured to European Standards: BS EN 597-1 Cig, BS EN 597-2 Match. Foam Interior: BS 5852: 1990 Crib Source 5; Cover BS7175: 1989 Crib Source 5.

Colours

Blue



Warranty

1 year

^{1/} Essential nursing care is pivotal in pressure ulcer prevention. This mattress will positively contribute to the outcome of a pressure ulcer prevention care plan. Education, clinical judgement and action based planning based on vulnerability are fundamental factors in the prevention of pressure ulcers. A range of assessment scales can be used as a formal method of assessing risk from pressure ulcer development, and should be used in conjunction with an informal assessment (informed nursing judgement). Informal assessment is considered to be of greater importance and clinical value.

Effective
infection
control features
now added



Invacare®

Softform® Trolley Mattress

Pressure Redistributing
Trolley Mattresses

Trusted Solutions,
Passionate People



The *Invacare Softform Trolley mattress range* has been designed to specifically meet the demands of the modern hospital environment. Suitable for those at 'High Risk/Very High Risk'¹ of developing a pressure ulcer, the high specification pressure redistributing foam mattress offers a comfortable support surface and interim pressure area care for patients waiting for treatment. The mattress is available in a wide range of sizes and options for use on a variety of trolley frames and is also suitable for X-ray and theatre use.

Effective Pressure Ulcer Prevention

The foam core has independent geometrically-cut surface cells which helps to reduce shear and friction, increases the overall support surface area for the vulnerable patient and thereby reducing peak pressures.

Multi stretch PU cover

The cover fabric provides excellent recovery and durability and helps to reduce shear and friction forces. The base is a tough coated polyurethane, which protects the mattress against potential trolley damage from trolley frames.

Improved performance

To meet infection control policies, the cover is fully welded with a specially designed zip, which is welded in place and covered by a deep flap on all 4 sides.

Features and Options



Infection Control

A safety flap for concealment of the zip spans the perimeter of the mattress ensuring the interior of the trolley mattress is protected.

Buckle and Straps

This free of charge optional extra prevents the mattress from slipping whilst on the trolley, ensuring patient safety.

Waterproof zip

The trolley mattress now has a **new waterproof zip** allowing for easy inspection, to ensure the foam core is free of damage and potential contamination. The zip teeth interlock, making it impenetrable to fluid ingress and fully protects the internal foam of the trolley mattress.

Customisation Options

The TM60, trolley mattress is available with, octagonal corners and/or velcro fastenings, making it suitable for a range of platforms and requirements. **Also available with a Visco Elastic (Memory) foam insert if required.**

Technical data


For more information about this product, including the product's user manual, or see www.invacare.co.uk

	Width	Length	Height	Total product weight	Max. user weight	Max. cleaning temperature
TM60 Trolley Mattress	560 - 700 mm	1830 - 1930 mm	120 mm	7 kg	22 stone/140 kg	80°

Manufactured to European Standards: BS 5852: Crib 5 and BS 7175: Crib 5.

Colour

Blue



Warranty

1 year

^{1/} Essential nursing care is pivotal in pressure ulcer prevention. This mattress will positively contribute to the outcome of a pressure ulcer prevention care plan. Education, clinical judgement and action based planning based on vulnerability are fundamental factors in the prevention of pressure ulcers. A range of assessment scales can be used as a formal method of assessing risk from pressure ulcer development, and should be used in conjunction with an informal assessment (informed nursing judgement). Informal assessment is considered to be of greater importance and clinical value. Risk assessment used in this case is the Waterlow scale



Invacare® | **Softform® Premier Fully Sealed**

Clinically proven to perform
in high risk, challenging
environments

Trusted Solutions,
Passionate People



Invacare's fully sealed (FS) pressure reducing mattress meets the needs of challenging environments, such as Mental Health, Secure Units and Dementia Care, where entrapment, ligature risk and deliberate equipment damage such as fire are potential issues. Additionally, the fully sealed nature reduces the risk of items being deliberately concealed inside the mattress cover.

The Fully Sealed (FS) mattress cover is constructed from high specification polyurethane fabric providing multi-stretch, vapour permeable and water proof properties. As a key requirement in specialist areas of healthcare, the cover is manufactured with a Crib 7 rating (BS7177:Crib 7) for fire retardancy.

Effective pressure ulcer prevention

The *Invacare Softform Premier FS* offers the same pressure redistribution benefits as the clinically proven *Softform Premier*. The *Softform Premier* is widely used across the NHS in pressure ulcer prevention programmes. The *Softform Premier FS* combines this clinical efficacy with additional design features that ensure it meets Crib 7 'composite' requirements. **

The multi stretch fabric compliments the internal foam components, conforming effectively to body contours. Combined with the benefit of breathable fabric to enhance microclimate, optimum conditions for pressure ulcer prevention may be achieved.

Specifically designed for high risk areas

The *Invacare FS mattress cover* is made from a highly resistant polyurethane polymer making it extremely resistant to damage caused by harsh chemicals, as well as patient transfer aids. The specialist coating on the FS mattress material provides an impenetrable barrier to viruses and bacteria positively contributing to the challenges of infection control. For areas where the risk of fire is elevated or for areas where it is more difficult for Emergency Services to gain instant access, the Crib 7 FS cover is an ideal solution.

In the absence of zip and fasteners, the FS mattress has fully welded seams. This greatly reduces the risk of intentional penetration or destruction of the internal mattress components.

Product Features



Fully welded seams

The impenetrable fully high frequency welded seams span the perimeter of the mattress ensuring internal components maintain integrity and cannot be accessed.



Each corner has been discretely high frequency welded to produce a neat finish and effective closure to protect internal components from bacteria or fluid ingress.



Information Label

Labelling information is screen printed onto the side of the FS cover, eliminating the need for additional material attachments.

Technical data

For more information about this product, including the product's user manual, please visit www.invacare.co.uk


A Crib 5 version of the *Softform Premier* is also available. More information is available on request.

Manufactured to European Standards:
BS EN 597-1 Cig, BS EN 597-2 Match.

	Width	Length	Height	Total product weight	Max. user weight	Max. cleaning temperature
<i>Softform Premier Fully Sealed</i>	85.5-92 cm	191-200 cm	15 cm	13 kg	247.6 kg (39 stone)	80°

Colour

Blue



Warranty

1 year

* Essential nursing care is pivotal in pressure ulcer prevention. When selected with a pressure reducing interior, this mattress cover will positively contribute to the outcome of a pressure ulcer prevention care plan. Education, clinical judgement and action based planning based on vulnerability are fundamental factors in the prevention of pressure ulcers. A range of assessment scales can be used as a formal method of assessing risk from pressure ulcer development, and should be used in conjunction with an informal assessment (informed nursing judgement). Informal assessment is considered to be of greater importance and clinical value. The assessment tool used in this case is the Waterlow scale.

** Crib 7 'composite' means that the complete mattress components in combination (foam and cover) have been tested and approved by an authorised body (BS7177 CRIB 7, also includes Unintended Use).



Invacare®

Essential Plus

A cost effective pressure
redistributing mattress

Trusted Solutions,
Passionate People



The *Invacare Essential Plus* is an entry level pressure ulcer prevention mattress designed for the community healthcare environment. Practical and durable, this mattress offers comfort, support and pressure redistribution at a cost effective price. The *Essential Plus* is suitable for those considered at 'High Risk'¹ of developing pressure ulcers.

Effective Pressure Ulcer Prevention

The core of the *Invacare Essential Plus* is constructed from a series of 'keyhole cut' cells, which move independently to evenly distribute weight, promoting greater comfort and facilitating pressure ulcer prevention.

Cover is resistant to fluid ingress

The outer cover is a multi stretch, water resistant, polyurethane fabric providing excellent recovery and durability which helps to reduce shear and friction forces. The cover has a white inner liner allowing easy inspection for strikethrough or other cover damage.



Features and Options



Turn and rotate

Double sided castellated foam allows the mattress to be turned or rotated for increased product longevity.



Available in the following sizes:

L2000 x W855
Order code: 1576201
L1950 x W880
Order code: 1576200
L2050 x W880
Order code: 1629154








Zip around three sides

Allows easy inspection of the foam core and easy removal for laundering.


Technical data

For more information about this product, including the product's user manual, please visit www.invacare.co.uk.

Mattress sizes	Height	Total product weight	Max. user weight	Max. cleaning temperature	Warranty
 Essential Plus 2000 x 855 mm 1950 x 880 mm and 2050 x 880 x 150 mm	 140 mm	 14 kg	 140 kg	 80°	4 years foam 2 years cover
Mattress is manufactured to: BS EN 597-1 Cig, BS EN 597-2 Match and BS 7177: Crib Source 5					

Colour

Baltic Blue



Warranty

4 years foam
2 years cover

1. Essential nursing care is pivotal in pressure ulcer prevention. This mattress will positively contribute to the outcome of a pressure ulcer prevention care plan. Education, clinical judgement and action based planning based on vulnerability are fundamental factors in the prevention of pressure ulcers. A range of assessment scales can be used as a formal method of assessing risk from pressure ulcer development, and should be used in conjunction with an informal assessment (informed nursing judgement). Informal assessment is considered to be of greater importance and clinical value.



Invacare®

Essential Care

A cost effective solution
for comfort and pressure
redistribution

Trusted Solutions,
Passionate People




The **Essential Care** mattress is an entry level pressure redistributing support surface for the community, residential healthcare environment. Its profile cut surface provides a cost effective solution for comfort and pressure redistribution to meet the needs of individuals 'at risk' or 'high risk' of developing pressure ulcers.

- **Profile cut**
- **Multi-stretch polyurethane fabric cover**
- **Zipped around 3 sides for ease of inspection and laundering**



Features and Options



Cover

Multi-stretch polyurethane fabric cover.

Profile cut foam

Improves comfort and ensures effective pressure redistribution.

Technical data

For more information about this product, including the product's user manual, please visit www.invacare.co.uk.

Size range



Essential Care
2000 x 880 x 150 mm
2050 x 880 x 150 mm

Max. user weight



140 kg
(22 stone)

Warranty

1 year

Colours


Blue



1. Essential nursing care is pivotal in pressure ulcer prevention. This mattress will positively contribute to the outcome of a pressure ulcer prevention care plan. Education, clinical judgement and action based planning based on vulnerability are fundamental factors in the prevention of pressure ulcers. A range of assessment scales can be used as a formal method of assessing risk from pressure ulcer development, and should be used in conjunction with an informal assessment (informed nursing judgement). Informal assessment is considered to be of greater importance and clinical value.

2. The risk category in this instance is based on the Waterlow Scale.

Mattresses is manufactured to:
BS EN 597-1 Cig, BS EN 597-2 Match and BS 7177: Crib Source 5



Invacare[®]

Essential Basic

Cost effective comfort
mattress

Trusted Solutions,
Passionate People



The **Essential Basic** mattress offers the client a comfortable and supportive surface. This is an ideal entry level mattress for individuals who do not require therapy for pressure ulcer prevention.

- **Multi-stretch vapor-permeable, water resistant polyurethane fabric cover.**
- **Zipped around 3 sides for ease of inspection and cleaning.**
- **Meets fire safety standards.**

Features and Options



Entry Level



Ideal for clients who do not require therapy for pressure ulcer prevention.

Cover

Multi-stretch polyurethane fabric cover.


Technical data

For more information about this product, including the product's user manual, please visit www.invacare.co.uk.

	Size range	Max. user weight	Warranty
			1 year
Essential Basic	2000 x 880 x 150 mm 2050 x 880 x 150 mm	140 kg (22 stone)	

Colour

Blue



Mattresses is manufactured to fire safety standard:
BS EN 597-1 Cig, BS EN 597-2 Match and BS 7177: Crib Source 5



Invacare[®] | **Propad[™] Mattress Overlay**

High specification pressure
redistributing overlay

Trusted Solutions,
Passionate People



The **Propad Overlay** is designed to be placed on top of an existing conventional mattress, providing a high level of patient comfort with excellent pressure redistribution abilities. The overlay is lightweight, available in a range of sizes and suitable for those considered at 'High Risk'* of developing pressure ulcers, making it ideal for the homecare environment.


Effective Pressure Ulcer Prevention

The foam core has independent, geometrically-cut surface cells which help to reduce shear and friction, whilst increasing the overall support surface area, thereby reducing peak pressure.

Even Weight Distribution

The **Propad Overlay** has larger, more supportive cells at the centre and smaller cells at each end, enabling the mattress overlay to achieve even weight distribution by conforming to the shape and form of the body and to cradle bony prominences.

Features and Options



Cover helps to alleviate shear and friction forces

Cover is multi-stretch, water-resistant and vapour-permeable. A white underside makes it easy to inspect to assist with infection control.



Available in a range of sizes

Single - 187.5 x 87.6 x 8.5 cm,
Double - 187.5 x 137.2 x 8.5 cm,
King Size - 198 x 152.4 x 8.5 cm.





Covers have an anti-slip base

Ensures safe use of the **Propad Overlay** and helps to prevent slippage, reducing the risk of falls.


Technical data

For more information about this product, including the product's user manual, please visit www.invacare.co.uk.

	Size range	Height	Total product weight	Max. user weight	Max. cleaning temperature	
Propad Mattress Overlay	 Std sizes: 1875 x 876 mm ¹ 1875 x 1372 mm ² 1980 x 1524 mm ³ Additional sizes available on request	 85 mm	 5.5 kg	 108 kg/ 17 Stone	 80°	<ol style="list-style-type: none"> 1. Single 2. Double 3. King Size

Colour

Violet Quartz



Warranty

3 Years

Manufactured to European Standards:
BS 7177 Crib 5

* Essential nursing care is pivotal in pressure ulcer prevention. This product will positively contribute to the outcome of a pressure ulcer prevention care plan. Education, clinical judgement and action based planning based on vulnerability are fundamental factors in the prevention of pressure ulcers. A range of assessment scales can be used as a formal method of assessing risk from pressure ulcer development, and should be used in conjunction with an informal assessment (informed nursing judgement). Informal assessment is considered to be of greater importance and clinical value. The risk category in this instance is based on the Waterlow Scale.



Invacare®

Propad™ Visco Overlay

Dual layered visco elastic overlay

Trusted Solutions,
Passionate People



Invacare **Propad Visco Overlay**

The **Propad Visco Overlay** is composed of a polyurethane cover and a high density visco elastic (memory) foam surface with a robust foam base.

This high specification surface is temperature sensitive allowing it to conform to the shape of the body and maximise contact area. This facilitates pressure redistribution and minimises pressure on key areas of the body such as the sacral and heels.


Comfort and Conformity

The interior of the overlay has a top layer of high density visco elastic foam, which is temperature-sensitive. The foam warms and conforms to body shape, maximising the body contact area. This provides exceptional comfort and facilitates pressure reduction by minimising peak pressures.

High density supportive foam base

The dual layer construction, combines a high level of comfort with improved longevity, due to the supportive, robust foam base.

Features and Options



Cover helps to prevent a build up of shear and friction forces against the client

Cover is multi stretch, water-resistant and vapour-permeable.

Available in a range of sizes






The *Invacare Propad Visco Overlay* is available in 2 standard sizes:
Single: 1875 x 876 x 85 mm,
Double: 1875 x 1372 x 85 mm.
Additional sizes available on request.

Covers have an anti-slip base

Ensures safe use of the **Propad Visco Overlay** and helps prevent slippage.


Technical data

For more information about this product, including the product's user manual, please visit www.invacare.co.uk

Size range	Height	Total product weight	Max. user weight	Max. cleaning temperature	
					Manufactured to European Standards: BS EN 597-1 Cig, BS EN 597-2 Match and BS 7175 (Crib 5)
Propad Visco Overlay Size: 1875 x 876 mm ¹ 1875 x 1372 mm ² Additional sizes available on request	85 mm	7.1 kg	108 kg	80°	1. Single 2. Double

Colour

Violet Quartz



* Essential nursing care is pivotal in pressure ulcer prevention. This product will positively contribute to the outcome of a pressure ulcer prevention care plan. Education, clinical judgement and action based planning based on vulnerability are fundamental factors in the prevention of pressure ulcers. A range of assessment scales can be used as a formal method of assessing risk from pressure ulcer development, and should be used in conjunction with an informal assessment (informed nursing judgement). Informal assessment is considered to be of greater importance and clinical value.



Invacare®

ProFlex Mattress Overlay

Good value pressure
redistributing overlay

Trusted Solutions,
Passionate People



The **ProFlex Overlay** has been designed to be used in conjunction with an existing mattress to provide a cost effective Pressure Ulcer Management solution. Designed for those at 'At Risk/ Increased Vulnerability'* of developing pressure ulcers, the **Proflex overlay** is constructed from a contoured foam to maximise pressure reduction. The cover is a 2 way stretch waterproof and vapour permeable fabric.

Effective pressure re-distribution

The contoured foam affords pressure re-distribution and cradles bony prominences. Made from high quality foam, the **ProFlex Overlay** offers a good life span and the possibility of the overlay "bottoming out" is reduced. **ProFlex Overlay** sits on top of the existing mattress to provide a comfortable surface for the patient.

Even weight distribution

The **ProFlex Overlay** has cut foam castellations to help to reduce shear and friction forces.

Features and Options



Cover helps to prevent a build up of shear and friction forces

Cover is multi-stretch, water resistant and vapour-permeable.








Covers have an anti-slip base

Ensures safe use of the **Pro Flex Overlay** and helps to prevent slippage.

Technical data

For more information about this product, including the product's user manual, please visit www.invacare.co.uk.

Size range	Height	Total product weight	Max. user weight	Max. cleaning temperature
 Size: 1875 x 876 mm	 85 mm	 5.5 kg	 108 kg 17 Stone	 80°

Manufactured to European Standards: BS 7177 Crib 5

Colour

Baltic Blue



Warranty

1 Year

* Essential nursing care is pivotal in pressure ulcer prevention. This product will positively contribute to the outcome of a pressure ulcer prevention care plan. Education, clinical judgement and action based planning based on vulnerability are fundamental factors in the prevention of pressure ulcers. A range of assessment scales can be used as a formal method of assessing risk from pressure ulcer development, and should be used in conjunction with an informal assessment (informed nursing judgement). Informal assessment is considered to be of greater importance and clinical value.

Now with
fully welded
seams and a
waterproof zip

2 Years warranty
*High risk/
Very high risk

Invacare® | **Propad™ Renal Overlay**

High specification pressure
redistributing overlay ideal for
dialysis units

Trusted Solutions,
Passionate People



The *Invacare Propad Renal Overlay* has been developed in conjunction with clinicians specifically to provide additional comfort, effective pressure redistribution and security for patients undergoing dialysis treatment. Treatments, such as dialysis performed over a long period of time on a support surface that restrict free movement, can greatly increase the risk of skin damage as a result of direct pressure over bony prominences. Specifically cut castellations in zoned areas across the surface of the renal overlay not only enhance the pressure redistributing qualities of a dialysis chair, they will also address areas of increased vulnerability where there is a reduction or absence of subcutaneous fat (the heels or the elbows). Confidence for staff and patients is provided by fully adjustable securing straps to securely fit over most dialysis chairs, preventing movement of the overlay mattress during patient transfer. Infection control requirements can be easily met by the **recent addition of a fully sealed zip**, reducing the risk of fluid ingress to the internal components of the overlay. The vapour permeable wipe-able surface can be easily cleaned between patients to reduce valuable staff time and essential treatment delays.

Features and Options



Effective Pressure Ulcer Prevention

The high specification foam core has independent, geometrically-cut surface cells which help significantly reduce shear and friction. The **Renal Overlay** has larger, more supportive cells at the centre and smaller cells at the head and foot end. This enables improved weight distribution with the overlay able to conform to the shape of the patient's body.



Comfort for the Patient

Four securing straps, two of which are adjustable allow the overlay to profile when used in conjunction with an adjustable chair. The **Renal Overlay** is hinged at the foot, to allow perfect contouring to the vulnerable heel area with the benefit of increased comfort, when the foot plate is activated.



Size

213 x 57 x 8.5 cm








Specialist cover design

With infection control being paramount in busy renal units, the high frequency **welded seams and waterproof zip** with interlocking teeth on the renal cover are essential new additions to this overlay. The Renal overlay cover is multi stretch, water-resistant and vapour-permeable. This facilitates patient movement reducing the potential for tissue damage due to shear and friction.

Technical data

For more information about this product, including the product's user manual, please visit www.invacare.co.uk.


	Size range	Height	Total product weight	Max. user weight	Max. cleaning temperature
					
Propad Mattress Overlay	Std sizes: 218 x 57 cm	8.5 cm	5.5 kg	108 kg	80°

Manufactured to European Standards:
BS 7177 Crib 5

*Essential nursing care is pivotal in pressure ulcer prevention. This mattress will positively contribute to the outcome of a pressure ulcer prevention care plan. Education, clinical judgment and action based planning based on vulnerability are fundamental factors in the prevention of pressure ulcers. A range of assessment scales can be used as a formal method of assessing risk from pressure ulcer development, and should be used in conjunction with an informal assessment (informed nursing judgment). The risk category in this instance is based on the Waterlow Scale

Colour

Baltic Blue



Warranty

2 years



Invacare®

Maxxcare® Pro Heel Boot

Offload heels to relieve
pressure

Trusted Solutions,
Passionate People



The **Maxxcare Pro Heel Boot** provides excellent comfort and pressure reduction for patients with a 'high risk' of developing pressure ulcers to the vulnerable heel area. For patients with pressure damage, the **Maxxcare Pro Heel Boot** can be an effective solution for wound healing, as its unique design allows for **heel offloading**. (NICE 2014) The 2014 European Pressure Ulcer Advisory Panel (EPUAP 2014) guidelines also recommend the practice of off loading pressure "floating heels"². The use of heel protection devices such as the **Maxxcare Pro Heel Boot** is a very effective intervention for preventing heel damage in patients and is a valuable resource in the treatment of existing pressure ulcers.

Pressure and shear protection for heels

The **Maxxcare Pro Heel Boot** is light and comfortable enough to be worn by the patient in any position. When used in a supine and optimum seated position it completely off-loads pressure from the heel. The **Maxxcare Pro Heel Boot** can be used as a preventative measure. If the patient has an existing heel pressure ulcer it is an effective healing aid. The pre-inflated air capsules inside the boot create optimum comfort and stable positioning to support the foot and ensure effective pressure redistribution to the heel area. **Specifically addressing the risk of pressure damage as a result of shear, the smooth external fabric produces minimum friction between the patient's skin and the support surface.**

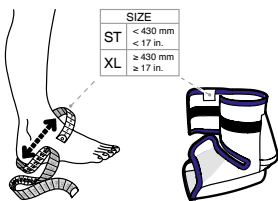
Maxxcare Air Cushioning

The **Maxxcare Pro Heel Boot** has been developed by **Vicair**® who are known for their uniquely designed specialist cushions that offer superior pressure redistribution and optimal positioning. Using this specialist knowledge the new **Maxxcare Pro Heel Boot** has been developed from a durable specialist low friction material on the exterior with a soft and smooth interior. **Four removable air tubes form a comfortable cushioning effect around the foot for complete heel protection.**

Reduction of pressure and shear at the heel

The reduction of pressure and shear at the heel is an important point of interest in clinical practice. The posterior prominence of the heel sustains intense pressure, even when a pressure redistribution surface is used (EPUAP 2014). The reduction of pressure ulcers to the vulnerable heel area is a challenge for most clinicians. Attributing factors for increased risk are positioning difficulties and lack of subcutaneous fat in this area.

Features and Options



Available in 2 sizes to accommodate a wide range of foot and ankle dimensions. Patients with an instep-contour of more than 43cm are advised to use the XL size.



There is a label on the front of the boot that can be completed with patient details for identification purposes. The boot is edged with securely stitched piping for extra comfort around the ankle, calf and toe areas.



Adjustable velcro straps ensure the best individual fit for patients to achieve secure positioning. If required the boot can be machine washed without removing the internal inflated air cushions.



Maxxcare®

Technical data

For more information about this product, including the product's user manual, please visit www.invacare.co.uk.

Total product weight



0,1 kg

Max. cleaning temperature



60° (machine washable)

Standard and XL size



XL recommended for patients with instep contour more than 430 mm

1/ Essential nursing care is pivotal in pressure ulcer prevention. This product will positively contribute to the outcome of a pressure ulcer prevention care plan. Education, clinical judgement and action based planning based on vulnerability are fundamental factors in the prevention of pressure ulcers. A range of assessment scales can be used as a formal method of assessing risk from pressure ulcer development, and should be used in conjunction with an informal assessment (informed nursing judgement). Informal assessment is considered to be of greater importance and clinical value (The risk category in this instance is based on the Waterlow Scale).

2/ Prevention and Treatment of Pressure Ulcers: Quick Reference Guide National Pressure Ulcer Advisory Panel, European Pressure Ulcer Advisory Panel and Pan Pacific Pressure Injury Alliance: Oct 2014

Colour

Blue



Maxxcare Pro Heel Boot

1 year warranty

Invacare **Softform Heelpad**

The *Invacare **Softform Heelpad*** is designed to reduce pressure on the vulnerable heel area. The controlled volume of gel in the sacs allows pressure displacement and even weight distribution. Pressure on a patient's heels are kept to a minimum when the heels are in contact with the gel sacs. The ***Softform Heelpad*** was designed to be used in conjunction with the *Invacare **Softform Odstock Wedge***, but can also be used independently as an effective pressure reducing device.

Reduces pressure on the heels

The *Invacare **Softform Heelpad*** enables vulnerable heels to be immersed into independent gel sacs, offering significant pressure redistribution and comfort to patients.

Reduces the requirement for patient handling

When used in conjunction with the ***Softform Odstock***, the ***Softform Heelpad*** will provide improved support for the lower limbs, and may reduce migration down the bed.

Features and Options



Single and Double Heelpads available

Single and Double formats available to meet specific patient requirements.



Heelpads supplied with three platilon covers

Platilon protective covers are disposable and facilitate infection control.



Designed to be used in conjunction with the *Invacare **Odstock Wedge***

Used in conjunction, these two products combine to significantly reduce pressure on the vulnerable heel area.

Invacare **Softform Odstock Wedge**

The *Invacare **Softform Odstock Wedge*** was developed in partnership with clinicians to assist in the reduction of interface pressures on the sacrum and heels without significantly increasing pressure on the thighs or calves. It is designed to improve and maintain patient posture in the recumbent position and also reduce the tendency for the user to slip down the bed, thereby reducing shearing forces on the sacrum. The ***Softform Odstock Wedge*** is ideal for improving posture in those with back discomfort.

Reduces pressure on the heels

The *Invacare **Softform Odstock Wedge*** was designed by clinicians to reduce pressure on the heels through flexing the knee and hip and elevating the knee.

Reduces lumbar lordosis

By tilting the pelvis, the ***Softform Odstock Wedge*** also reduces lumbar lordosis – desirable following back surgery and ideal for improving the sleeping posture of patients with back problems.

Features and Options



High frequency welded seams

Ensures core is protected from fluid ingress, increasing the product integrity.



High quality construction

The two-way stretch cover is waterproof and vapour permeable. The foam core is constructed from high density foam.



Designed to be used in conjunction with the *Invacare Heelpad*

Used in conjunction, these two products combine to significantly reduce pressure on the vulnerable heel area.

Invacare Propad Leg Trough

The *Invacare Propad Leg Trough* has been designed in consultation with clinicians to provide maximum support for the whole leg.

Available with or without straps



Offers comfort and support to facilitate recovery

Provides optimum support and protection for the whole leg, reducing pressure and facilitating recovery.

Relieves pressure on vulnerable heels

Elevates the heels and allows them to be suspended over the edge of the trough, providing pressure relief for the vulnerable heel area.

Features and Options



Water resistant cover

Two-way stretch, vapour permeable and anti-static polyurethane (PU) water resistant cover.



Available in three sizes

Wide range of patients can be accommodated.



Cover includes a zip and is removable

Facilitates laundering of the cover.

Invacare **Softform Flexipads** are highly versatile pads filled with silicone gel and can be used to position and support limbs, joints, the torso or head.

Facilitates support

Can provide supplementary short-term support for patients experiencing difficulty in maintaining posture.

Facilitates positioning

Invacare **Softform Flexipads** can be used to position a patient's limbs for treatment.

Features and Options



Single Flexipad

Fitted with a strap for fastening to chairs, the **Invacare Softform Flexipad** increases the surface area under elbows, arm or back.




Double Flexipad

Two gel sacs with a foam core - highly versatile in a number of applications, including supporting large bony prominences.



Flexipad Ultra

A lighter, more flexible format, available with or without straps.



Technical data

	Width	Length	Height	Total product weight	Max. cleaning temperature
Softform Heelpad	620 mm	480 mm	50 mm, 32 mm	3.58 kg	80°
Softform Odstock Wedge	570 mm	865 mm	115 mm	1.5 kg	80°
Propad Leg Trough	110 mm	510, 610, 660 mm	115 mm	0.8 kg	80°
Softform Flexipad	220 mm	330 mm	50 mm, 32 mm	0.8 kg	80°

Colour

Fuchsia

Blue

Blue

Black



Manufactured to European Standards: Interior Foam: BS 5852: 1982 Crib 5, BSEN 597-1,2; Cover: BS 7175: 1989 Crib 5

Invacare **Softform** Mattress extension / infill blocks

The *Invacare extension blocks* are available in a wide range of lengths and widths to meet a wide range of bed sizes. They are also offered with a stand PU or high specification (Strikethrough Resistant Technology) SRT cover. Ideal for filling a small gap to ensure continuation of comfort and pressure relief for the patient, these handy extension blocks are ideal for situations when bed platforms and mattresses are not an exact fit.



Description		Order code
SRT cover and Blue foam	L20xW90xD15.2cm	1602066
SRT cover and Blue foam	L20xW88xD15.2cm	1602067
SRT cover and Blue foam	L20xW85.5xD15.2cm	1602068
SRT cover and Blue foam	L10xW90xD15.2cm	1602069
SRT cover and Blue foam	L10xW88xD15.2cm	1602070
SRT cover and Blue foam	L10xW85.5xD15.2cm	1602071
SRT cover and Blue foam	L15xW90xD15.2cm	1602072
SRT cover and Blue foam	L15xW88xD15.2cm	1602105
SRT cover and Blue foam	L15xW85.5xD15.2cm	1602106
Standard cover and Blue foam	L20xW90xD15.2cm	1576405
Standard cover and Blue foam	L20xW88xD15.2cm	1576404
Standard cover and Blue foam	L20xW85.5xD15.2cm	1576403
Standard cover and Blue foam	L10xW90xD15.2cm	1576372
Standard cover and Blue foam	L10xW88xD15.2cm	1576362
Standard cover and Blue foam	L10xW85.5xD15.2cm	1576359
Standard cover and Blue foam	L15xW90xD15.2cm	1576401
Standard cover and Blue foam	L15xW88xD15.2cm	1576400
Standard cover and Blue foam	L15xW85.5xD15.2cm	1576399
Standard cover and Blue foam	L20xW120xD15.2cm	1576406
Standard cover and Blue foam	L10xW120xD15.2cm	1576373
Standard cover and Blue foam	L15xW120xD15.2cm	1576402

Clinical & Technical Support

Invacare has been supporting customers with Pressure Ulcer Prevention for over 25 years and is committed to working with our customers to develop innovative products and help raise awareness of pressure ulcers.



A strong heritage of expertise in High Specification Foam and PU coated medical fabric, has led to a pressure redistributing mattress range that offers superior clinical benefits and comfort for the vulnerable patient.

100, 000s of pressure redistribution mattresses sited in NHS acute hospitals with many more in community settings throughout the UK

Clinical evidence to support the product ranges covering even the most complex of patients

A dedicated clinical specialist to offer customers specialist advice and on-going support

The Invacare Softform range offers a complete solution for effective pressure redistribution requirements. Designed in consultation with clinical professionals, support surfaces are constructed from high specification materials to meet the needs of the individual and the demands of the modern healthcare environment.

What is a pressure ulcer?

"A pressure ulcer is localized injury to the skin and/or underlying tissue usually over a bony prominence, as a result of pressure, or pressure in combination with shear. A number of contributing or confounding factors are also associated with pressure ulcers; the significance of these factors is yet to be elucidated" (NPUAP, EPUAP, 2014).*

Pressure ulcers have a significant impact on patients' quality of life and the Department of Health (DH) estimates that the cost is between £363,000 and £543,000 for a grade III pressure ulcer and between £447,000 and £668,000 for a grade IV ulcer (Department of Health, 2010) (Drew et al 2007). All patients are potentially at risk of developing a pressure ulcer. However, they are more likely to occur in people who are seriously ill, have a neurological condition, impaired mobility, impaired nutrition, or poor posture or a deformity (NICE, 2014).

Pressure ulcers are often preventable.

What are the causes of pressure ulcers on the skin?

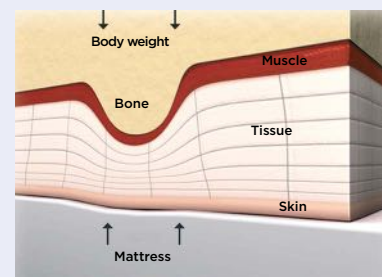
Pressure ulcers develop as a response to external forces causing localized ischemia (a restriction in blood supply). It is widely accepted that external forces from direct pressure, shear and friction over bony prominences cause stress and strain on the skin and/or underlying tissue. These intern occlude circulation, reducing oxygen and other vital nutrients reaching the tissue. Lymphatic drainage is also thought to be impaired, which then causes a build of metabolic waste.

1. Direct Pressure

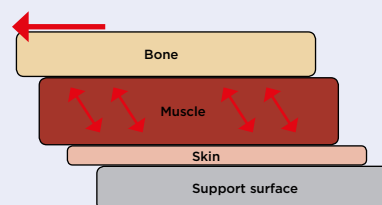
Pressure can be calculated by dividing weight by support surface area, hence the greater the support area, the lower the pressure. The pressure from a mattress when lying or sitting compresses skin and tissue between the surface of the mattress and the bony parts of the body.

When skin and tissue is compacted between these two surfaces capillaries are compressed, reducing or impeding them from carrying oxygen and other vital nutrients to the tissue.

Pressure can be calculated by dividing weight by the support surface area, hence the greater the support surface area, the lower the peak pressure. Peak pressures can contribute towards the development of pressure ulcers. The more an individual is able to immerse into a mattress without bottoming out (squashing flat), the more potentially damaging peak pressure will be reduced.



Direct pressure on the skin



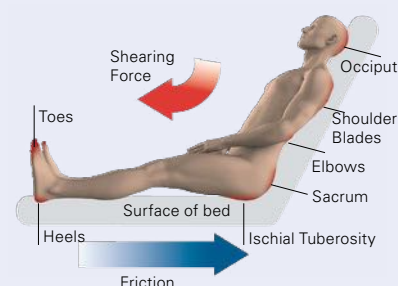
Mechanism of Shear

2. Shear Forces

Shear forces are parallel forces, sometimes described as stretching forces, caused by the effects of gravity. When an individual slides down, or is dragged up a bed or chair, shear forces pull on the skin. When this occurs, the upper layers of skin can be pulled away from deeper layers of skin and tissue causing damage. This stretching force can rupture capillaries, thus causing localised tissue damage.

3. Friction

Friction is a type of shear force that is limited to the skin but can damage the epidermis and result in a superficial ulcer (Bader et al, 2005). Friction is commonly defined as the resistance present when one material rubs against another e.g. the rubbing of a bed sheet against the skin. This commonly occurs when individuals slide down the bed or chair causing skin abrasions or blisters.



4. Moisture, Temperature and Microclimate

When moisture is trapped against the skin for prolonged periods of time, it will turn white becoming softer and more prone to breakdown. This is known as maceration. Sweating and incontinence can contribute to the development of pressure ulcers through maceration. Moist skin also increases resistance to parallel forces, therefore increasing exposure to the potential damaging effects of shear and friction. Considering a support surface that may be able to alter the microclimate by changing the rate of evaporation of moisture and the rate at which heat dissipates from the skin may impact the incidence of maceration. **It is important to note that skin damage from moisture is not a pressure ulcer, but that presence of skin damage from moisture may increase the risk of pressure ulceration.**

* (European Pressure Ulcer Advisory Panel and National Pressure Ulcer Advisory Panel. Prevention and treatment of pressure ulcers: quick reference guide. September 2014)

Why is considering Shear and Friction so important when selecting a mattress?


Shear is a very important contributing factor in the development of pressure ulcers, but is often overlooked because of the difficulty in accurately measuring the impact of shear forces on skin tissue. Shear can also make skin tissue more vulnerable to the forces of direct pressure. For this reason, a mattress's ability to redistribute pressure is only part of its role in pressure ulcer prevention. A clinically effective mattress should be constructed to reduce the effects of shear on skin tissue.

Experiments on pig skin tissue have shown that tissue damage can occur more quickly as shear forces increase. These experiments have also determined that tissue breakdown can occur at lower levels of direct pressure as shear forces increase (Bader et al 2005). This is thought to occur because as shear increases, the pressure required to occlude blood vessels also decreases, resulting in an increased risk of pressure ulcers.

How do Invacare mattresses reduce Shear Forces on the Skin?

Cover Material

Fluid build up on the skin can make it more vulnerable to skin damage. Perspiration or incontinence can greatly increase the risk of pressure ulcer formation (EPUAP, 2014). Moisture build-up can increase the risk of damage to the skin from shear and friction forces. For this reason all Invacare mattresses use a cover material that is **vapour permeable**, which minimises the build up of moisture, and helps manage the microclimate. Skin damage from moisture is not a pressure ulcer, but presence of skin damage



from moisture may increase the risk of pressure ulceration (NPUAP, EPUAP, 2014). Any surface that is in contact with the skin will have the potential to affect the microclimate (NPUAP, EPUAP, 2014)

The **NICE Guidelines** are best practice statements which have been compiled from extensive analysis and research. They state:

Use a **high-specification foam** mattress for adults who are:

- admitted to secondary care
- assessed as being at **high risk** of developing a pressure ulcer in primary and community care settings'

(NICE, Pressure Ulcers, Prevention and Management of Pressure Ulcers, Clinical Guideline 179, April, 2014: p7)

Use **high-specification foam** mattresses for adults with a **pressure ulcer**

(NICE, Pressure Ulcers, Prevention and Management of Pressure Ulcers, Clinical Guideline 179, April, 2014: p19)

NICE



National Institute for Health and Care Excellence

High Specification Foam and Softform unique open foam cell design


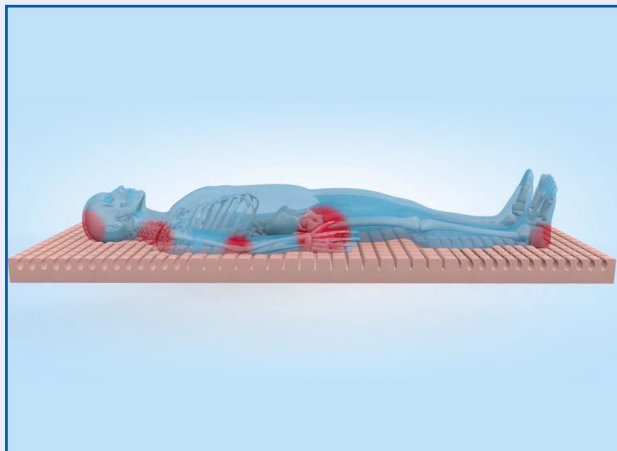
Many mattress manufacturers cut castellations into the foam in order to break up the surface tension and increase the mattress's ability to redistribute pressure. The design of these castellations is fundamental to determine if the mattress will also successfully absorb shear forces.

Invacare's Softform range is unique in the way specific cuts are made into the foam. The size of each foam cell and the design of the cuts allow the mattress to absorb shear forces, thereby reducing the risk of pressure ulcer development.

Invacare's unique keyhole cut castellations



The size of each foam cell in the Softform range has been specifically designed to accommodate bony prominences. If the cells are too large they will not effectively redistribute pressure away from small bony prominences. This is why Softform has smaller cells at the head and heel ends of the mattress.



The design of the keyhole cut creates a “teardrop shaped” foam cell. This shape allows each cell to move with the patient, absorbing shear forces. The keyhole cuts allow the cells to reduce the transmission of shear forces into the skin in a way that straight cuts are unable to achieve. These specifically zoned areas can then effectively support the body and encourage spinal alignment, redistribute pressure through the bony prominences, reduce shear and friction during movement and also manage micro-climate due to air-circulation inside the mattress.

Profiling Beds



Softform Premier MaxiGlide

Softform Premier MaxiGlide on a profiling bed



Softform Premier Active mattress surface underside

Designed to reduce tissue damage as a result of shear, the Softform Premier Active 2 hybrid mattress offers an innovative glide mechanism, which significantly reduces shear forces when used with an electric profiling bed.

When the head of a profiling bed is raised, there is a downward pull on the skeleton due to gravity. The patient's skin tissue, which is in contact with the support surface of the bed, will not slide easily as there will be resistance between the skin and the contact surface, resulting in a localised stretching force on the skin and tissue. Friction will also occur when there is resistance between two surfaces, such as sliding down the bed.

When using a profiling bed, it is advisable to initiate the knee break first to minimise the effects of gravity on the body when the head end is raised. The Softform Premier MaxiGlide mattress is designed specifically for profiling beds and effectively reduces the forces of shear and friction exerted on the skin.



What is strikethrough?

Strikethrough occurs when urine, blood or any other bodily fluids penetrate the outer cover of the mattress contaminating the inside.

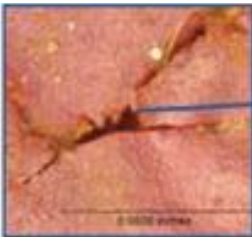
How identify if strikethrough has occurred?

Mattress covers should be inspected regularly for damage and/or strike-through. Regular mattress audits should be carried out to ensure the support surfaces are effective for pressure redistribution and also pose no infection control risk. Strikethrough is often difficult to identify just by looking at the outside of the cover. However, inspecting the inside, (which should be white) will reveal any stains, large or small.

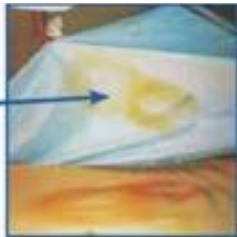
Why is strikethrough a problem?

Once strikethrough develops the internal mattress foam is at risk from fluid contamination which ultimately results in mattress failure on audit examination. The higher the failure rate, the higher the replacement costs which can have a significant impact on budgets.

Once the cover is compromised the foam core will show evidence of damage and staining, which greatly increases the risk of infection and is detrimental to maintaining patient safety.



Strikethrough in cover material under the magnifying glass



The result of Strikethrough on the mattress interior

Why does Strikethrough occur in mattress covers so frequently in healthcare settings?

Strikethrough mostly occurs due to the intensive cleaning processes that are undertaken in many healthcare settings. When covers are cleaned using detergent and water, the top layer of the polyurethane absorbs water, which causes a **temporary swelling** effect. This does not mean that the covers are not waterproof, but some level of moisture penetration will inevitably occur within the top layers of the polyurethane. The mattress coating is softer when it is swollen and it is at this time it is more **prone to physical damage**, which can result in strikethrough. As a cloth or

sponge is moved across the mattress surface it is inevitable some amount of abrasion will take place. As well as damage from abrasion when wet, over time chemical **cleaning agents damage** polyurethane mattress covers through chemical reactions, which weakens the fabric coating's film strength. This can result in strikethrough even without physical abrasion!

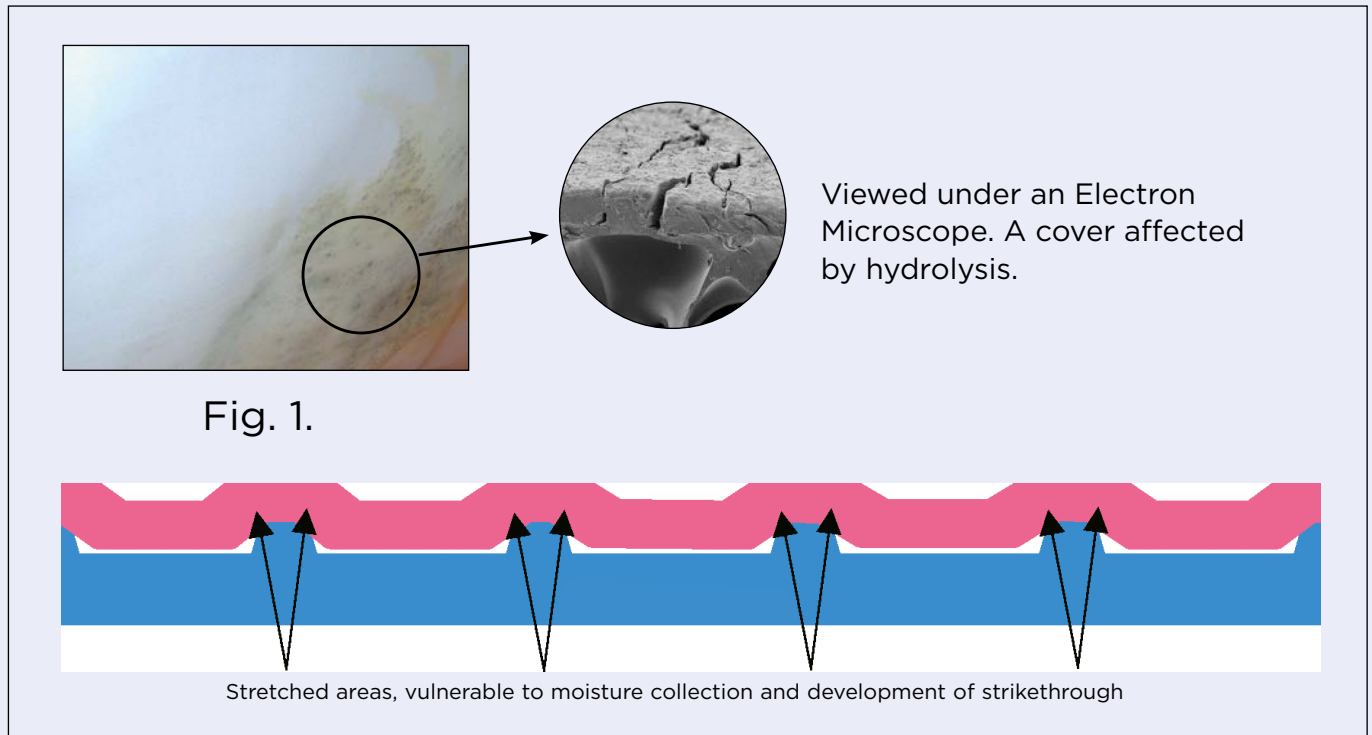
As all mattress covers are cleaned regularly to meet infection control standards and ensure patient safety it is an inevitable consequence that some level of strikethrough will appear and continue to increase over time.

Why do mattress covers break down?

1. Breakdown caused by hydrolysis

Hydrolysis is the resulting effect of the Polyurethane's chemical reaction with water which causes the surface to break down and eventually allows fluids to pass through.

Fig 1 shows staining typical of a mattress where strikethrough has taken place through the action of hydrolysis.



If the mattress and bed base are not cleaned and dried regularly, the Polyurethane becomes vulnerable in the stretched areas as highlighted in the above illustration. Hydrolysis can begin immediately upon contact with a damp bedframe and cause strikethrough within weeks.


The answer to this problem:

Use a mattress which features a toughened non-stretch base. This should prevent hydrolysis from occurring.



2. Leakage

As evidenced by:

- Fluids penetrating through the zip
- Fluid ingress through the sewn seams
- Inadequate Polyurethane coating



A mattress zip **should be covered with a flange** to protect from fluid ingress and where possible, **moulded** to give enhanced protection. The zip should be **welded, not sewn, onto the cover.**




A sewn seam does **NOT** provide protection against fluid ingress. Fluids can penetrate an exposed zip and/or stitching which, in turn can result in a mattress audit failure.

All mattress covers should be thoroughly tested:



Martindale test
(Abrasion testing)



Peel bond strength
(Delamination testing)



Static head pressure
(Porosity testing)

Not all manufacturers supply mattresses with the same polyurethane coating and bond strength. Invacare Softform mattresses are subjected to all the above tests to ensure their strength and durability.

To avoid problems with mattress leakage:

Double welded seams and covered zips provides complete protection against fluid ingress.

3. Inappropriate cleaning

Although incorrect cleaning protocols are not seen as a primary source of delamination, they can accelerate any damage. Inappropriate cleaning agents and incorrect cleaning regimes can be a source of delamination. The processes can strip the waterproof coating from support surfaces, affecting their ability to protect the foam inside from fluid ingress.

- Do not use Phenols or Alcohols
- Do not use undiluted cleaning agents
- Follow the manufacturers' dilution recommendations
- Always rinse and dry the mattress cover after cleaning

Please refer to mattress Instructions for use for more details on mattress care and cleaning. For specific queries please contact our quality department.

4. Physical damage

Whilst every care may be taken to protect the mattress cover in use, unfortunately they can at times be damaged accidentally. The causes of such damage can stem from a number of sources:




Worn or damaged bed frames




Damage from bedrails




Needles / Venflons



Manual Handling Equipment



Bed base



Jewellery

Some Medical equipment and transfer aids may also pose a potential risk of damage if they are not used correctly.

Mattresses need to be protected where possible from this type of damage. This can be achieved through innovative design and the use of durable materials, as well as correct usage.

How Invacare offers a solution to the problem of Strikethrough

Strikethrough Resistant Technology® (SRT) is a polyurethane-coated specialist textile that has been developed in collaboration by Dartex® and Invacare® to offer **unbeatable chemical and abrasion resistance for mattress covers** in a medical setting.

SRT has been specifically developed to withstand the vigorous cleaning regimes in place in healthcare settings. It has been designed to swell less during cleaning, therefore reducing the risks of continuous abrasion and chemical damage to which the mattress cover is exposed to on a regular basis.

With SRT coating, the polymer structure of the polyurethane coating offers much **greater resistance to chemical damage** than other polyurethane coated textiles. By investing their years of expertise in coatings and PU covers, Dartex have been able to use their knowledge to produce a fabric with advanced chemical resistance, along with high abrasion resistance. This engineered coating formulation developed in the Dartex laboratories is significantly more suited to the demanding cleaning regimes which are in place to fight against healthcare acquired infections.

The durability of SRT minimises the risk of strikethrough and ensures endurance in product performance. In an environment where chemicals may not always be fully rinsed from the mattress cover and the time taken for the cover to be completely dry may be compromised, **SRT provides reassurance that there will be no lasting damage.**

Invacare can evidence that even with years of patient use and having undergone intensive cleaning, mattresses with SRT fabric offer a significantly lower rate of failure than mattresses with standard polyurethane covers. Since the introduction of SRT covers, the **failure rates have reduced substantially at mattress audits.**

SRT mattress covers are only available on the **Softform Premier, Softform Premier Spinal, Softform Maxiglide and Softform Premier Active 2** hybrid mattress. These pressure redistributing mattresses with **SRT covers are available exclusively from Invacare; the benefits of SRT cannot be replicated by other polyurethane coated mattress covers.**

To achieve these low failures at mattress audits and ensure the longevity in the performance of a mattress cover, **then SRT is the only option** for procurement departments to take into account during the decision making process for mattress selection.



Invacare's SRT Mattress covers offer:

- Excellent stretch and recovery properties, which aid pressure redistribution when used as a medical support surface
- Moisture vapour transmission (MVT) properties, which can help maintain patient comfort and skin microclimate
- Waterproof properties to stop fluid ingress which is essential for infection control
- Easy cleaning, can either be surface wiped or laundered to ensure cleanliness, even if drying time is reduced the mattress cover performance is not compromised
- Fire retardant Crib 5 or Crib 7
- SRT offers unbeatable chemical and abrasion resistance for an enduring performance in withstanding the vigorous demands of cleaning protocols in healthcare settings

For more information or to see a sample speak to your local Business Development Manager or visit www.thinkpressurecare.co.uk



[www.thinkpressurecare.co.uk]

[www.invacare.co.uk]

[www.invacare.ie]

Customer Service Tel.: 01656 776222
Ireland Tel.: +353 1 8107084

Invacare Limited
Pencoed Technology Park - Pencoed -
Bridgend CF35 5AQ - United Kingdom
Tel: +44 1 656 776 222
Fax: +44 1656 776 220
E-mail: uk@invacare.com
Sales Order E-mail: ordersuk@invacare.com
www.invacare.co.uk

Invacare Ireland Ltd
Unit 5 - Seatown Business Campus
Seatown Road - SWORDS -
County Dublin - Ireland
Tel. +353 1 8107084 - Fax +353 1 8107085
Email: Ireland@invacare.com
www.invacare.ie



© 2017 Invacare International Sàrl. All rights reserved.
All information quoted is believed to be correct at time of print.
Invacare reserves the right to alter product specifications without prior consultation.
The reproduction or use of this work, or of any substantial part of this work, in any form or by any electronic, mechanical or other means, including photocopying, scanning and recording, and in any information storage and retrieval system, including electronic transmission, is forbidden without the prior written permission of Invacare International Sàrl.
Pressure Area Care Catalogue - UK - 10/2017 - 1551518
(2017 Version 1)



Follow us on Twitter:
[@Tpressurecare](https://twitter.com/Tpressurecare)



Follow us on LinkedIn:
Think Pressure Care
Think Invacare