Monteringsanvisning Assembly instruction Montageanleitung Instructions de montage

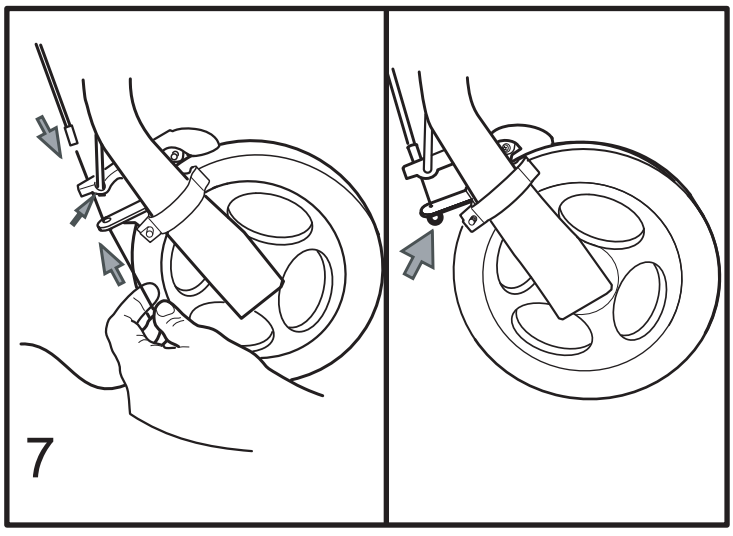

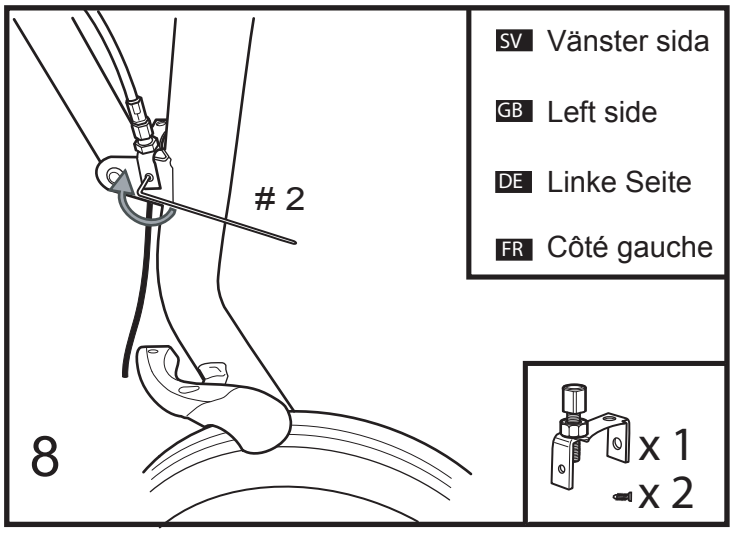

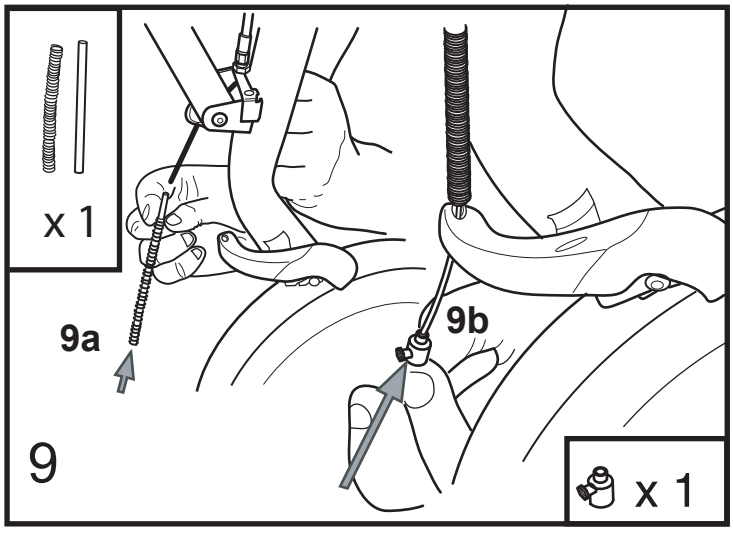

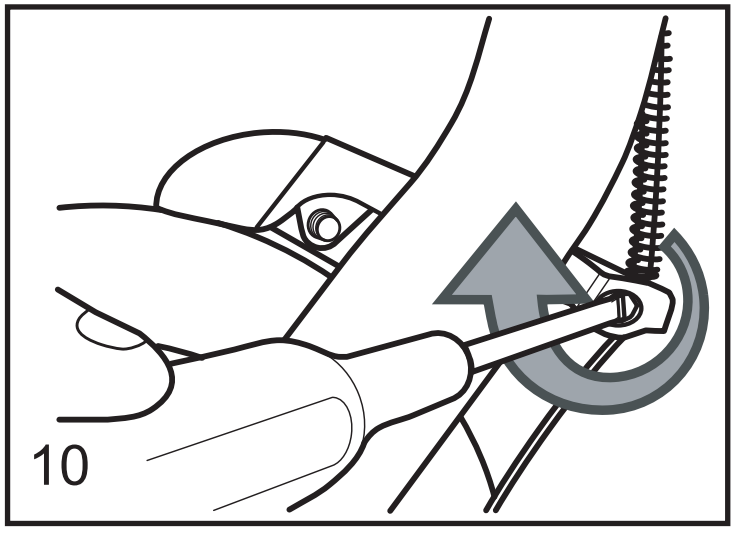

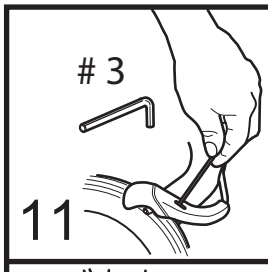

SV Bromsjustering med stång.
OBS! Kontrollera att bromsverkan är jämn.

GB Adjustment of brake effect with a brake bar.
N.B. Check that the brake effect is even.

DE Bremseinstellung mit Bremsstange.
Achten Sie bitte dar auf, dass die Brems-wirkung gleichmäßig ist.

FR Réglage du frein avec barre.
Attention! Contrôlez la régularité du freinage.

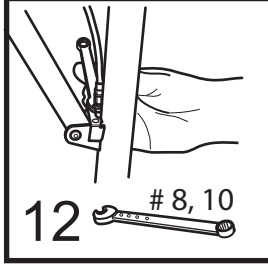

SV Bromsjustering utan stång.
OBS! Kontrollera att bromsverkan är jämn.

GB Adjustment of brake effect without a brake bar.
N.B. Check that the brake effect is even.

DE Bremseinstellung ohne Bremsstange.
Achten Sie bitte dar auf, dass die Brems-wirkung gleichmäßig ist.

FR Réglage du frein sans barre.
Attention! Contrôlez la régularité du freinage.

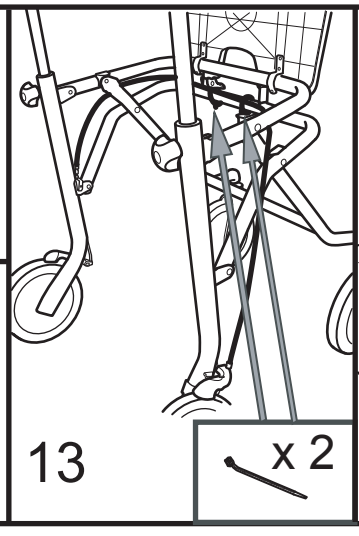



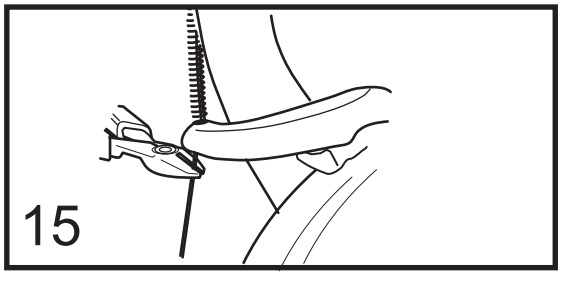

SV Om syrgas- eller dropphållare monteras får höljet ej klämmas.

GB If an oxygen cylinder or drip stand is fitted the housing must not be clamped.

DE Wird ein Sauerstoff- oder Tropfhalter montiert, darf die Umhüllung nicht geklemmt werden.

FR Si on installe le porte-bouteille d'oxygène ou le goutte-à-goutte, on ne doit pas pincer l'enveloppe.

Art no 82084 0604:5

DOLOMITE
DOLOMITE AB, Box 55, 334 21 Anderstorp, SWEDEN, Tel. +46(0)371-58 84 00, Fax +46(0)371-170 90, www.dolomite.se