

The various versions ▼



The chair can be tilted backwards by simply pressing the armrests by simply pressing the armrests.



This version allows the footrest to be raised and the backrest tilt the backrest simultaneously.



This version offers two setting options: either independent adjustment of the backrest and footrest, or synchronised adjustment.

The various positions ▼



RELAX POSITION:

Comfort position with seat and back tilt, and backrest. This action is combined with with the 1-motor chairs and can be and can be desynchronised for a customised position with the 2-motor chairs.



LIFT POSITION:

A position that allows you to sit and stand up effortlessly. effortlessly.



RESTING POSITION:


Position lying down for lie down and sleep.

The finishes and colours available ▼

PVC/ Polyester :



EasyClean :



Microfiber:



Heritage fabric:




Table of characteristics ▼



1 MOTOR											
1644969	Fino	Camel Heritage	120°	1000 mm	730 mm	780 mm	1520 mm	90 mm*	670 mm	125 kg	53 kg
1608090	Faro	Camel Heritage	120°	1110 mm	770 mm	880 mm	1580 mm	90 mm*	600 mm	125 kg	50 kg
1608091		Black PVC/Polyester									
1608094	Douro	Camel Heritage	120°	1080 mm	740 mm	860 mm	1580 mm	100 mm*	640 mm	125 kg	57 kg
1608097		Chocolate PVC/Polyester									
1608134	Porto NG	Chocolate PVC/Polyester	120°	1020 mm	790 mm	910 mm	1670 mm	50 mm*	600 mm	125 kg	52 kg
1644970		Taupe PVC/Polyester & Taupe Microfiber									
1650215		Taupe PVC/Polyester									
1650217	Cosy Up	Taupe PVC/Polyester & Blue EasyClean	120°	1050 mm	770(1)/800 mm	910 mm	1520 mm	90 mm*	640(1)/ 700 mm	125 kg	57 kg
1650227		Taupe PVC/Polyester & Taupe EasyClean									
1660843		Dark grey PVC/Polyester & Light grey EasyClean									
1673370	Move Up	Camel Heritage	120°	1110 mm	770 mm	970 mm	1580 mm	360 mm	500 mm	120 kg	65 kg
1673371		Grey Heritage									
2 MOTORS											
1608092	Faro	Camel Heritage	135°	1080 mm	770 mm	880 mm	1580 mm	480 mm	600 mm	125 kg	50 kg
1608135		Grey Heritage									
1608136	Porto NG	Taupe PVC/Polyester	135°	1020 mm	790 mm	860 mm	1670 mm	460 mm	600 mm	125 kg	52 kg
1644971		Taupe PVC/Polyester + Taupe Microfiber									
1650238		Taupe PVC/Polyester									
1650240	Cosy Up	Taupe PVC/Polyester & Blue EasyClean	135°	1050 mm	770(1)/800 mm	910 mm	1520 mm	90 mm	640(1)/ 700 mm	125 kg	57 kg
1650241		Taupe PVC/Polyester & Taupe EasyClean									
MANUAL											
1608093	Douro	Chocolate PVC/Polyester	120°	1080 mm	740 mm	860 mm	1580 mm	200 mm	640 mm	125 kg	57 kg

The Cosy Up is also configurable

1. without armrest cover

* Back to wall model

Would you like to consult us for more information?

It's a pleasure!

We are here for you.

Your Home Health Care Provider:

Would you like to know more about our lift out chair?

Visit our website:

www.invacare.fr

Tel. : +41 6 14 87 70 70
hqueurope@invacare.com
www.invacare.eu.com

Benkenstrasse 260
CH-4108 Witterswil
SWITZERLAND

© 2023 Invacare International GmbH. All rights reserved. All information quoted is believed to be correct at time of print. Invacare reserves the right to alter product specifications without prior consultation. LOC - EU - 01/2023



Yes, you can.

Lift Out Chair



Yes, you can.

Invacare **Fino**

The ideal product for people with a small short stature

The padded armrests of the **Fino** armchair offer a very good level of comfort, allowing for a smaller seat width.

It has two large side pockets on each side of the chair for magazines or small items.

This lift out chair needs to be set back only 9cm from the wall!

The + product : its small seat dimensions is perfect for small users.

Seat width ▶	45 cm
Seat depth ▶	45 cm
Seat height ▶	47 cm
Max. user weight ▶	125 kg



Invacare **Faro**

The right compromise between comfort and simplicity

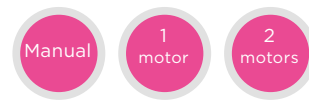
Functional and uncluttered, the **Faro** has a modern design that will easily adapt to any environment.

The versions with motors have a side pocket for the remote control to hold the remote control or small objects.

In the 1 motor version, this lift out chair requires a distance of only 9 cm from the wall!

The + product : the headrest, which offers better support and maximum comfort

Seat width ▶	53 cm
Seat depth ▶	54 cm
Seat height ▶	47 cm
Max. user weight ▶	125 kg



Invacare **Douro**

Elegance meets comfort


The **Douro** armchair offers extra comfort thanks to the continuity between the seat and the footrest. It has lateral headrests too.

The versions with motors have a side pocket to hold the remote control or small objects.

In the 1 motor version, this chair only needs to be set back 10 cm from the wall!

The + product : delivered with a second fabric headrest cover, which allows the first one to be washed.

Seat width ▶	53 cm
Seat depth ▶	54 cm
Seat height ▶	47 cm
Max. user weight ▶	125 kg



Invacare **Porto_{NG}**

Simple and classic design

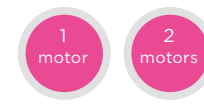
The design of the **Porto_{NG}** lift out chair allows it to fit into any environment. It always offers more comfort thanks to the continuity between the seat and the footrest and the lateral supports at head level.

It has a side pocket to hold the remote control or small objects.

In the 1 motor version, this chair only needs to be set back 5 cm from the wall!

The + product : the continuity between the seat and the footrest provides optimal support for your legs.

Seat width ▶	53 cm
Seat depth ▶	54 cm
Seat height ▶	47 cm
Max. user weight ▶	125 kg



Invacare **Cosy Up**

Ultra customizable and very comfortable

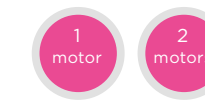
The **Cosy Up** lift chair provides maximum comfort thanks to its real duvet seat and its continuity between the seat and the footrest.

Its bi-material finish gives it a sleek and modern look that will suit any environment. It has two large side rails, on each side of the chair, to hold magazines or magazines or small objects.

In the 1-motor version, this chair needs to be set back of only 9 cm from the wall!

The + product : seat dimensions customizable to adapt the width and depth to the to the user's morphology

Seat width ▶	45 or 53 cm
Seat depth ▶	45 or 54 cm
Seat height ▶	48 cm
Max. user weight ▶	125 kg



Invacare **Move Up** NEW

The combination of comfort and mobility

The lift out chair **Move Up** will provide you with comfort thanks to its lateral headrests integrated into the backrest and its continuity between the seat and the footrest.

It has a side pocket, easy to access, it is ideal for storing your remote control.

Discover the new Heritage coating, designed with with more durable and resistant materials. Its waterproof and water-repellent properties make it maintenance.

The + product : the chair becomes mobile and manageable instantly thanks to its 4 retractable castors, two of which are directional.

Seat width ▶	48 cm
Seat depth ▶	48 cm
Seat height ▶	50 cm
Max. user weight ▶	120 kg



The **Move Up** stands out thanks to its innovative mechanism of activation of the 4 wheels allowing to move the chair and its user within its living space.



The **Move Up** is equipped with 4 retractable castors, effortlessly by means of a pedal at the back of the chair. In order to regain its stability, the same pedal can be used to retract the castors and ensure safety during use.

