



Küschall®

K-SERIES

CUSTOM
POSITIONING
FOR AN
OPTIMAL
DRIVE



Küschall.com

CUSTOM
ADJUSTMENT



RIGID AND
ENERGY
EFFICIENT



K-SERIES

The Küschall K-Series is an iconic modular design.

A leading trendsetter in active wheelchairs. The ingenious versatile seat module has a set-up that gives the best driving performance, wherever you go.





NAVIGATE YOUR WORLD

With cutting-edge technology and an elegant aesthetic, the Küschall K-Series stays loyal to the minimalist Küschall design. This chair promises flexibility and freedom to allow you to navigate through your world effortlessly.





MULTI-POSITIONAL SEAT

At the heart of the K-Series is a modular seat system. With five different centre of gravity positions and many seat heights, there are endless positioning possibilities – independently adjustable from the frame. This is a super ingenious design that effortlessly adapts to changing needs.





SMOOTH CONSISTENT DRIVE

The K-Series has a perfect geometry to the ground. The independent seat module isolates the frame to ensure the wheels remain in the same position at all times, resulting in a smooth and consistent drive performance.



INTRODUCING K-SERIES CARBON

Everyday performance, elevated. The K-Series in carbon brings greater efficiency to an already iconic design. With improved resistance and reduced energy loss, the chair works harder – giving a smoother, more consistent drive. The same adaptability you trust, now with a more refined and confident carbon finish.



Watch
the video

—
Enjoy the same minimalist and modular design elevated in carbon.



C



-290g*

*Lighter in total weight than the standard aluminium K-Series.



Küschall® | C
K-SERIES



TAKE A CLOSER LOOK

BACKBRACE

Ergonomic handle, a crucial aspect in the chair lifting and unloading phases. Lower brace positioning, ideal for Matrix® backrests.

BACKREST

Folding backrest with six possible angle adjustments for different positioning needs.

SEAT MODULE

At the heart of the K-series. The seat module offers five different positions of the centre of gravity, making the wheelchair more active.

Küschall® |

LIGHTWEIGHT CARBON FRAME OPTION

Improves drive performance and gives a confident visual aesthetic.



HYDROFORMED KNEE AREA

Ergonomic grip, ideal for repositioning and transfers, frame angle available in both 90° and 75°.

LIGHT ACTIVE BRAKE

The aluminum brake, with a minimalist design, brings lightness to unprecedented levels. Precision even in the smallest details.

CASTOR HOUSING

Aluminum profile welded to the front frame tube. Consistent design throughout the whole wheelchair.

TAPERED FRAME

Tapered frame allows the wheelchair to contour to your body for a sleek aesthetic.

FOOTBOW

Designed with a flat surface for greater comfort while driving and perfect positioning.



CUSTOMISE YOUR K-SERIES

1. FRAME COLOUR

Standard frame colours



Pure White Anthracite Grey Space Black



Carmine Red Azure Blue

Extra frame colours*





Flashy Yellow Black Glossy Silver Grey Pearl Night Blue



Ruby Red Dynamite Orange Forest Green

*Extra delivery time will apply.


2. DECAL STYLE



3. DECAL COLOUR



Red Black



Light Grey Gold Red Blue Dark Grey Black

4. UNIQUE SERVICE

Create your new Küschall wheelchair from the wheels up with UNIQUE. This dedicated service will create your personalized chair, designed to fit you and your lifestyle.

UNIQUE
Designed by you. Built by us.





TECHNICAL SPECIFICATION

SEAT WIDTH
320 – 500 mm
in increments of 20 mm



SEAT DEPTH
350 – 525 mm
in increments of 25 mm



KNEE-TO-HEEL LENGTH
290 – 480 mm
in increments of 10 mm



BACKREST HEIGHT
270 – 480 mm
in increments of 15 mm



BACKREST ANGLE
74° / 78° / 82° /
86° / 90° / 94°



SEAT HEIGHT
Front: 450 – 520 mm
Rear: 390 – 490 mm
in increments of 10 mm



FRAME ANGLE
75° / 90°
V-frame or tapered



TOTAL WIDTH
SW + 170 mm



TOTAL LENGTH
75° approx. 830 - 1055 mm
90° approx. 760 - 985 mm



CENTER OF GRAVITY
80mm / 95mm / 110mm /
125mm / 140mm



CAMBER
0° / 3° / 6°



TOTAL WEIGHT UNLOADED
Approx. 7.5 kg



TRANSPORT WEIGHT
Approx. 4.8 kg



MAX. USER WEIGHT
130 kg



CRASH TEST
Approved – Fulfills the
requirements of
ISO 7176-19



All measurements and weights indicated are based on seat width 400 mm and seat depth 400 mm in the lightest and most compact configuration. Weight and measurements can change with the different configurations. For further information please check the user manual on our website.

/ UNLIMIT YOUR WORLD

info@kuschall.com
www.kuschall.com

Invacare International GmbH
Neuhofweg 51
4147 Aesch BL
Switzerland

