

Küschall[®] *COMPACT*



UNLIMIT YOUR WORLD

We at Küschall believe anything is possible when you have the power to achieve it. The Küschall Compact offers versatility and reliability in a single product. Unlimit your personality, Unlimit your comfort, **Unlimit your world.**

KÜSCHALL COMPACT

Küschall Compact is the absolute standard for **reliability** and high-class quality. The wheelchair comes with swing away or fixed leg rest, which can easily be adapted to suit your needs and **enhance your comfort.** Whether you need a higher level of configurability, or an active product, the Compact's **outstanding functionality** will fit your lifestyle.

HYDROFORMING

Hydroforming has brought added value to the DNA of the Compact range. While versatility and comfort remain unchanged, the weight has been reduced by up to 500gr. The profile of the hydroformed frame offers more stiffness, where necessary, and a contemporary appeal to the overall look.

FRONT FRAME

- Complete redesign of the front frame and foot hangers. Hydroforming has made it possible to obtain a weight reduction of up to 500 gr.

LEGREST

- Choose your wheelchair with swing away legrests, ideal for transport or transfers, or fixed front frame at 80° or 70° for greater rigidity.

FOOTPLATE

- The new footplate range fits all seat widths and aligns with modern design language, thanks to the new anti-slip one-piece footplate.



Küschall® COMPACT

FOLDING SYSTEM

- Easy 'one-finger' locking system and longitudinal locking mechanism to house the seat tubes safely in the unfolding phase.

CROSS BRACE

- Designed specifically for users with reduced strength and to support a higher weight without adding material to the frame tubes.

KEEP ON TRACK

- Intuitive and unique castor housing adjustment, excellent in keeping the direction steady.

FORKS

- New clean design and integrated bearings. Collecting dirt will significantly be reduced and maintenance will be easier.

KEY FEATURES

RELIABLE

Impressive rigidity – least energy loss when driving, achieved by various built-in technical solutions, in combination with a one-piece footplate. This folds easier than any cross foldable active wheelchair, thanks to a specially designed cross brace, for users with reduced strength.



OUTSTANDING FUNCTIONALITY

Unique features and benefits include legrests that will come respectively in 70° or 80° angles and an adjustable precision locking mechanism with minimal play. A foldable backrest option makes this chair into a really small and compact package for transport.

ENHANCED COMFORT

A large number of options allows you to adapt the chair based on your comfort needs, such as, the tapered frame for better positioning of your legs. It is easier to keep feet on the footplate and better manoeuvrability at the front means the wheelchair needs less space.




LIGHTER WITH HYDROFORMING

The frame has been updated in every detail, through hydroforming technology and there has been accurate re-designing, resulting in a substantial weight reduction of up to 500gr.

CUSTOMISATION


1 CHOOSE THE FRAME COLOR



Pure White



Anthracite Grey



Space Black



Carmine Red



Azure Blue

2 CHOOSE THE DECAL STYLE



3 CHOOSE THE DECAL COLOR



Red



Black



Light Grey



Gold



Red



Blue


















Dark Grey



Black

TECHNICAL SPECIFICATION

SEAT WIDTH 280 – 500 mm in increments of 20 mm	SEAT DEPTH 320 – 500 mm in increments of 20 mm	LOWER LEG LENGTH 200 – 510 mm in increments of 10 mm	BACKREST HEIGHT 300 – 510 mm in increments of 15 mm	BACKREST ANGLE 82°/86°/90°/ 94°/98°/102°
				
SEAT HEIGHT front: 370 – 530 mm rear: 360 – 500 mm increments of 10 mm	FRAME ANGLE 70° / 80° Straight or tapered	TOTAL WIDTH Seat width + 160 mm	TOTAL WIDTH FOLDED approx. 290 mm	TOTAL LENGTH 70°: approx. 870 – 1220 mm 80°: approx. 850 – 1200 mm
				
CAMBER 0° / 3°	TOTAL WEIGHT UNLOADED approx. 10.5 kg (swing away) approx. 9.6 kg (fixed frame)	TRANSPORT WEIGHT approx. 7.8 kg (swing away) approx. 6.7 kg (fixed frame)	MAX. USER WEIGHT 130 kg	CRASH TEST Approved - Fulfills the requirements of ISO 7176-19
				

All measurements and weights indicated are based on seat width 400 mm and seat depth 400 mm in the lightest and most compact configuration. Weight and measurements can change with the different configurations. For further information please check the user manual on our website.



/ UNLIMIT YOUR WORLD

Tel: +41 61 487 70 70
info@kuschall.com
www.kuschall.com

Invacare International GmbH
Benkenstrasse 260
4108 Witterswil
Switzerland