

küschall®
designed for life



Follow us on social media



Küschall AG | Benkenstrasse 260 | CH-4108 Witterswil | Switzerland
Phone +41 (0) 61 487 70 70 | Fax +41 (0) 61 487 70 79 | www.kuschall.com

UNITED KINGDOM: Invacare Ltd. | Pencoed Technology Park, Pencoed, Bridgend CF35 5AQ
Phone +44 (0) 1656 776222 | Fax +44 (0) 1656 776220 | www.invacare.co.uk

IRELAND: Invacare Ltd. | Unit 5, Seatown Business Campus | Seatown Road | Swords, Co. Dublin
Phone +353 (0)1 810 7084 | Fax +353 (0)1 810 7085 | www.invacare.ie

Invacare EU Export | Kleiststraße 49 | D-32457 Porta Westfalica
Phone +49 (0)57 31 754 540 | Fax +49 (0)57 31 754 541 | www.invacare-eu-export.com

For more comprehensive pre-sales information about this product, including the product's user manual, please see Küschall website: www.kuschall.com

Küschall is a registered trademark. Every effort has been made to ensure that the contents of this publication are fully up-to-date at the time of going to print. As part of its ongoing improvement of products, Küschall AG reserves the right to modify existing models at any time. Any use of this publication or of parts thereof as well as any reproduction of images must have the written consent of Küschall AG. 2017 Copyright © 04/2018, Küschall AG, Switzerland. All rights reserved.

OUR **VALUES** 4

NEWS 6

KEY **MILESTONES** 7

RIGID WHEELCHAIRS

THE **KSL** 8

KÜSCHALL **ADVANCE** 10

KÜSCHALL **K-SERIES** 12

KÜSCHALL **K-SERIES attract** 14

FOLDABLE WHEELCHAIRS

KÜSCHALL **CHAMPION** 16

KÜSCHALL **ULTRA-LIGHT** 18

KÜSCHALL **COMPACT** 20

KÜSCHALL **COMPACT attract** 22

COMPARISON **TABLE** 24

THE **COLOURS** 26

MY**KÜSCHALL** 27

THE **PRESTIGE** COLLECTION 28

ADDITIONAL **INFO** 30

TESTIMONIAL 32

 **küschall**[®]
designed for life



CONTENT



OUR VALUES: STUNNING DESIGN, PRECISION, QUALITY, DRIVING PERFORMANCE & MOBILITY, LIGHTNESS & EASY HANDLING

Küschall is well-known for being at the cutting-edge of manual active wheelchair production, creating design-led models that combine superior driving performance with revolutionary functionality and striking, contemporary aesthetics. Since 1978 and thanks to its founder Rainer Küschall, himself tetraplegic, küschall has developed several new solutions that have improved the quality of life for thousands of people. Being part of the Invacare Group since 1995, küschall constantly pays great attention to innovation and design as well as quality and driving performance.

In 2013, we were proud to celebrate our 35 years of existence with you – 35 years of partnership during which we have strengthened our relationship with you, our clients, whether you are wheelchair users, providers or therapists. We are glad to work for you and will continue with the same values in the future. With a range of nine active wheelchairs of both rigid and foldable types, we hope you will find the product that meets your needs and expectations. Find more information and the very latest news about küschall and its products on the küschall website: www.kuschall.com.

«I hope that your küschall wheelchair will become a trustful, reliable friend.»

Rainer Küschall, Founder of Küschall AG

VALUES



WHAT KÜSCHALL STANDS FOR, OUR VALUES

Stunning design. At küschall, we truly believe what is most important is not the wheelchair itself, but the person! With their sleek and minimal design, küschall wheelchairs aim to enhance your daily life and activities!

Precision comes first. All küschall wheelchairs have to pass strong quality and field tests when developed, but also each küschall wheelchair is closely examined before leaving the factory. All measurements are checked, and functionality and driving performance tests are performed. There is no compromise: they are all perfect before we ship them to you.

Driving performance & mobility. We aim to develop products which will provide the best possible driving performance and make everyday life easier! Küschall prides itself on its innovation strength, top quality material, smart mechanical assembling solutions to achieve impressive frame rigidity and stiffness, but also high adjustability, to offer you both perfect driving performance and the most efficient and ergonomically correct active sitting position.

Lightness & easy handling. Offering you the best is our goal. Particularly versatile and functional, küschall wheelchairs are also lightweight. They are convenient to handle and easy to transport, and thanks to their compact size, they will also fit in even the smallest places.

«In this year's edition of the catalogue, Küschall will present for the first time users with different conditions – visible and non visible disabilities.»

The Küschall Marketing-Team



küschall armrest

The new lightweight (880 gr) küeschall armrest has been developed for wheelchair users looking for an arm support that looks nice. You can easily remove it, flip it back and turn it to the side for easy transfer. The locking system allows you to be easily lifted. You can adapt the pad height for more comfort.

Frog Legs

With these extremely durable front wheels your wheelchair is well fitted for everyday wear and tear. Frog Legs oppose very little rolling resistance for easier pushing on all terrains.



"Premium black" backrest upholstery

This new tension velcro adjustable back upholstery has a reflective back cover and logo patch for higher visibility and safety. The magnetic locking allows you to keep your belongings safe.

CarboLife handrims

- Curve: for wheelchair users with complete hand function. The innovative profile enables you to gain controlled, low-effort grip while stabilising your wrist for less muscle cramps and pain.
- Gekko: for wheelchair users with limited hand function. The Gekko is extremely light and has outstanding grip properties thanks to a robust replaceable rubber strip, which is fully integrated in the profile.



KEY MILESTONES

Launch of **küschall Compact attract** **2016**
Launch of **Champion SK** – smallest folded wheelchair of the world

Launch of the new **küschall Champion** **2015**
the first rigid wheelchair that folds!

Introduction of the **2014**
küschall K-Series attract

2013 küschall celebrates
35 years of innovation

Launch of **küschall Advance** **2012**

2010 New generation
küschall K-Series

New generation **küschall Ultra-light / küschall Compact** **2009** Launch of the **KSL**

Launch of the **küschall R33** **2007** Launch of the **küschall K-Nova**, a limited edition with hundreds of Swarovski® crystals

2006 Launch of the
küschall K-Junior

Move to the new
manufacturing plant in
Witterswil (Switzerland) **2005**

2000 Extension of the **küschall K-Series** family
with the AirLite and «Pro» options in titanium
and carbon

1997 Launch of the **küschall K-Series** family
(K3 and K4)

«küschall design AG» joins the
Invacare Group and its 14 European
production and distribution units **1995**

1992 Introduction of Life Concept
foldable wheelchairs (**küschall
Compact & küschall Ultra-Light**)

Inauguration of the first manufacturing
plant in Allschwil (Switzerland) **1988**

1986 Launch of the **küschall
Champion** first generation

Launch of the **küschall Competition**: the first wheelchair
with minimal frame design (monotube) **1985/**
Rainer Küschall won the Designer Award from
the Museum of Modern Art (MoMA) in New-York (USA) **1986**

Creation of «Küschall of Switzerland» **1978**


With **The KSL**, we wanted to create something a little out of the ordinary: It is the full küschall experience with the lightest and most dynamic wheelchair we have ever built. To do this, we had to think about every element. Not just to make it lighter and sturdier - but better as well. The result is something more than a wheelchair. It is **The KSL**.


LI
YOUR





WE LIFE


TECHNICAL DATA THE KSL

 **Frame angle**
75°/90°
V-frame or tapered


 **Seat height**
front: 450 – 530 mm
rear: 400 – 480 mm
in increments of 10 mm

 **Max. safe slope**
7°


 **Total weight unloaded**
approx. 6.8 kg


 **Seat width**
340 – 440 mm
in increments of 20 mm

 **Knee-to-heel length**
350 – 500 mm
in increments of 10 mm


 **Reversing width**
920 – 1230 mm


 **Transport weight w/out rear wheels**
approx. 4.3 kg

 **Seat depth**
385 – 485 mm
in increments of 25 mm


 **Centre of gravity**
80 mm/95 mm/110mm/
125 mm/140 mm

 **Total width**
SW + 170 mm

 **Max. user weight**
100 kg

 **Backrest height**
270 – 420 mm
in increments of 15 mm

 **Backrest angle**
74°/78°/82°/86°/90°

 **Total length**
75°: approx. 800 mm
90°: approx. 730 mm



Simply extreme and superlight



Customizable bearing block cap with text or graphic




Available with either fixed or foldable backrest



Minimal frame design



Beautiful details



Carbon camber bar

MAKE IT HAPPEN

MEETING POINT
La isleta

Nuestra Isleta

10

ADVANCE



Rigid carbon seat plate with stripes for a perfect balance of comfort and pressure distribution



Additional second axle for e.g. handbike



Quick release option for removing or changing the front frame set including front wheels



Compact and lightweight transport package



Experience something different



Everything mounted in the seat module

The diverse needs of our customers are always foremost in our minds. From the start they have always spurred us on and been an inspiration to us. So we decided to make a better wheelchair, starting from square one.

That's why we offer continuously adjustable settings. That's why we have re-invented the seat. That's why we have made the ergonomic adjustment even more tailored. And that's why our wheelchair can, quite simply, do more than any other. It's the **küschall Advance**. And it's only the beginning.

TECHNICAL DATA ADVANCE



Frame angle
75°/90°
V-frame or tapered



Seat height
front: 450 – 550 mm
rear: 390 – 490 mm
stepless adjustable



Max. safe slope
7°



Total weight unloaded
approx. 8.8 kg



Seat width
340 – 460 mm
in increments of 20 mm



Knee-to-heel length
220 – 520 mm
stepless adjustable



Reversing width
920 – 1230 mm



Transport weight w/out rear wheels
approx. 6.2 kg



Seat depth
360 – 520 mm
in increments of 20 mm



Centre of gravity
80 mm/95 mm/110mm/
125 mm/140 mm
stepless adjustable



Total width
SW + 170 mm



Max. user weight
125 kg



Backrest height
270 – 480 mm
in increments of 15 mm



Backrest angle
78°/82°/86°/90°/94°



Total length
75°: approx. 830 mm
90°: approx. 760 mm



DO WHAT YOU DO WITH

PASSION

K-SERIES

It was, everything with the **K-Series** was incredibly easy, unique and light. With its broad selection of possible configurations, different materials and the wide range of colours to choose from, the **K-Series** brings a new dimension to everything you need.

And not only is it more versatile. It is a wheelchair that gets you on the move much more easily and efficiently and on an entirely new scale.



Küschall wheelchairs are compatible with Matrx backs and cushions



A «no limits» range



Lightness and performance



Backrest adapter plate with lasered swooshes®



Front seat height adjustable

TECHNICAL DATA K-SERIES



Frame angle
75°/90°
V-frame or tapered



Seat height
front: 450 – 520 mm
rear: 390 – 490 mm
in increments of 10 mm



Max. safe slope
7°



Total weight unloaded
approx. 7.8 kg



Seat width
320 – 500 mm
in increments of 20 mm



Knee-to-heel length
290 – 480 mm
in increments of 10 mm



Reversing width
920 – 1230 mm



Transport weight w/out rear wheels
approx. 5.1 kg



Seat depth
350, 375-525 mm
in increments of 20 mm



Centre of gravity
80 mm/95 mm/110mm/
125 mm/140 mm



Total width
SW + 170 mm



Max. user weight
130 kg (Alu frame)
120 kg (Ca and Ti frame)



Backrest height
270 – 480 mm
in increments of 15 mm



Backrest angle
74°/78°/82°/86°/90°



Total length
75°: approx. 830 mm
90°: approx. 760 mm



Crash Test approved
Fulfills the requirements of ISO 7176-19

SEIZE

THE

D.

K-SERIES ATTRACT

14



AY

With the **K-Series attract**, we have developed the perfect basis for an exceptional basic package. Our proven quality is reflected in every detail of this wheelchair and makes for a perfect everyday companion. If the materials and the excellent handling feel as if they were made for each other, well, that's because they were.



Attractive for everyone



Easy adjustability configuration to meet user requirements



Tension adjustable seat upholstery with Velcro® bands



Backrest with locking mechanism



Rear wheel extension

TECHNICAL DATA K-SERIES ATTRACT



Frame angle
75°/90°
tapered



Seat height
front: 480 – 510 mm
rear: 400 – 480 mm
in increments of 10 mm



Max. safe slope
7°



Total weight unloaded
approx. 10.3 kg



Seat width
360 – 480 mm
in increments of 20 mm



Knee-to-heel length
290 – 480 mm
in increments of 10 mm



Reversing width
920 – 1230 mm



Transport weight w/out rear wheels
approx. 7 kg



Seat depth
375 – 475 mm
in increments of 20 mm



Centre of gravity
80 mm/95 mm/
110 mm/125 mm



Total width
SW + 170 mm



Max. user weight
120 kg



Backrest height
315 – 480 mm
in increments of 15 mm



Backrest angle
78°/82°/86°/90°/94°



Total length
75°: approx. 830 mm
90°: approx. 760 mm



Crash Test approved
Fulfills the requirements of ISO 7176-19

When you use the **Champion** for the first time, you will know you have never been in anything like it. It is the first fixed foldaway wheelchair in the world, and you will feel like a champion.

The unbelievable performance makes for an impressive glide over the streets, the likes of which you have never experienced. With one tug, you can fold it up into a small package as every component of the **Champion** is optimised for performance.

And many airlines have already recognised this, and accept the **Champion** as hand luggage!

LIVE WITHOUT BORDERS

16

CHAMPION



A rigid foldable wheelchair



Transport size with standard front frame




Unique horizontal folding mechanism



Optional front frame folding mechanism (+480gr)



Smallest transport package of the world



Front view of folded kÜschall Champion

UT



TECHNICAL DATA CHAMPION



Frame angle
75°/85°
straight or tapered



Seat height
front: 450 – 540 mm
rear: 390 – 490 mm
stepless adjustable



Max. safe slope
7°



Total weight unloaded
approx. 9.2 kg



Seat width
360 – 480 mm
in increments of 20 mm



Knee-to-heel length
320 – 500 mm
stepless adjustable



Reversing width
920 – 1230 mm



Transport weight w/out rear wheels
approx. 6.7 kg



Seat depth
340 – 480 mm
in increments of 20 mm



Total width folded
approx. 285 mm



Total width
SW + 160 mm



Max. user weight
125 kg



Backrest height
300 – 465 mm
in increments of 15 mm



Backrest angle
76°/80.5°/85°/89.5°/94°



Total length
75°: approx. 930 mm
85°: approx. 850 mm

Enola Santana

SIMPLY ST

18

ULTRA-LIGHT



YLISH

When it was first released 20 years ago, the **Ultra-Light** was so light and sturdy that it set a new standard. Since then, it has become even more compact and lightweight. But it has never compromised on toughness. Try it out and right away you'll feel how sturdy it is. The **Ultra-Light** makes light work of everyday jobs.



Available with either 70 or 80° front frame angle



Cross-foldable ultra-light weight wheelchair



Only 29cm width when folded



Rear wheel fixation

TECHNICAL DATA ULTRA-LIGHT



Frame angle
70°/80°
straight or tapered



Seat height
front: 430 – 530 mm
rear: 390 – 500 mm
in increments of 10 mm



Max. safe slope
7°



Total weight unloaded
approx. 10.1 kg



Seat width
280 – 500 mm
in increments of 20 mm



Knee-to-heel length
200 – 510 mm
in increments of 10 mm



Reversing width
920 – 1230 mm



Transport weight w/out rear wheels
approx. 7.2 kg



Seat depth
320 – 500 mm
in increments of 20 mm



Total width folded
approx. 290 mm



Total width
SW + 180 mm



Max. user weight
130 kg



Backrest height
300 – 510 mm
in increments of 15 mm



Backrest angle
82°/86°/90°/
94°/98°/102°



Total length
70°: approx. 880 mm
80°: approx. 830 mm



Crash Test approved
Fulfills the requirements
of ISO 7176-19

Handling quality. Functionality. Safety. However you look at it, this wheelchair is in a class of its own. The **Compact** is incredibly compact, without compromising on handling quality. Every millimetre of the **Compact** was designed, developed and manufactured taking the most precise specifications into account. The 29 cm folding width makes that perfectly clear. With such a compact wheelchair, the only question really is what size suitcase wouldn't it fit into.

Make what you

COMPACT



Foldable. Functional. Compact.



Three different legrests gradients: 70, 80 and 90°



One finger folding system



Transport parts



Easy adjustment of rear wheel fixation

love

TECHNICAL DATA COMPACT



Frame angle
70°/80°/90°



Seat height
front: 380 – 530 mm
rear: 380 – 500 mm
in increments of 10 mm



Max. safe slope
7°



Total weight unloaded
approx. 11 kg



Seat width
280 – 500 mm
in increments of 20 mm



Knee-to-heel length
210 – 510 mm
in increments of 10 mm



Reversing width
920 – 1230 mm



Transport weight w/out rear wheels
approx. 8.3 kg



Seat depth
320 – 500 mm
in increments of 20 mm



Total width folded
approx. 290 mm



Total width
SW + 180 mm



Max. user weight
130 kg



Backrest height
300 – 510 mm
in increments of 15 mm



Backrest angle
82°/86°/90°/
94°/98°/102°



Total length
70°: approx. 940 mm
80°: approx. 890 mm
90°: approx. 840 mm



Crash Test approved
Fulfills the requirements
of ISO 7176-19

COMPACT ATTRACT



GO
DO ANY

ANYWHERE EVERYTHING

The **Compact attract** makes daily tasks really simple. This cross-folding wheelchair is the perfect basic equipment and has an unsurpassed look. Our proven quality is reflected in this wheelchair, and it is the perfect companion for your activities. Ingenious ideas make it compact. Its precision makes it robust.



Timeless and easy



Transport size by a small width



Vertical adapter plate for easy adjustment of the rear wheel position



T-armrest with soft pad and clothes guards



Push brake in open position

TECHNICAL DATA COMPACT ATTRACT



Frame angle
70°/90°



Seat height
front: 430 – 520 mm
rear: 400 – 490 mm
in increments of 10 mm



Max. safe slope
7°



Total weight unloaded
approx. 11.3 kg



Seat width
360 – 500 mm
in increments of 20 mm



Knee-to-heel length
380 – 460 mm
in increments of 10 mm



Reversing width
920 – 1125 mm



Transport weight w/out rear wheels
approx. 8.7 kg



Seat depth
360 – 500 mm
in increments of 20 mm



Total width folded
approx. 300 mm



Total width
SW + 180 mm



Max. user weight
130 kg



Backrest height
330 – 495 mm
in increments of 15 mm



Backrest angle
82°/86°/90°/
94°/98°/102°



Total length
70°: approx. 985 mm
90°: approx. 895 mm
w/out legrest: 690 mm



Crash Test approved
Fulfills the requirements of ISO 7176-19



Model	THE KSL	KÜSCHALL ADVANCE	KÜSCHALL K-SERIES	KÜSCHALL K-SERIES attract
Description	Simply extreme and superlight	Experience something different	A «no limits» range	Set in motion
Characteristics	Rigid wheelchair	Rigid wheelchair	Rigid wheelchair	Rigid wheelchair
Max. user weight	100 kg	125 kg	130 kg (Alu) 120 kg (Ca and Ti)	120 kg
Total weight (unloaded)	approx. 6.8 kg	approx. 8.8 kg	approx. 7.8 kg	approx. 10.3 kg
Transport weight (w/out rear wheels)	approx. 4.3 kg	approx. 6.2 kg	approx. 5.1 kg	approx. 7 kg
Total length	75°: approx. 800 mm 90°: approx. 730 mm	75°: approx. 830 mm 90°: approx. 760 mm	75°: approx. 830 mm 90°: approx. 760 mm	75°: approx. 830 mm 90°: approx. 760 mm
Total width	SW + 170 mm	SW + 170 mm	SW + 170 mm	SW + 170 mm
Total width folded	N/A	N/A	N/A	N/A
Frame angle	75°/90° V-frame or tapered	75°/90° V-frame or tapered	75°/90° V-frame or tapered	75°/90° tapered
Seat width (SB)	340 - 440 mm (in increments of 20 mm)	340 - 460 mm (in increments of 20 mm)	320 - 500 mm (in increments of 20 mm)	360 - 480 mm (in increments of 20 mm)
Seat depth (ST)	385 - 485 mm (in increments of 25 mm)	360 - 520 mm (in increments of 20 mm)	350, 375-525 mm (in increments of 20 mm)	375 - 475 mm (in increments of 20 mm)
Seat height (SH)	front: 450 - 530 mm rear: 400 - 480 mm (in increments of 10 mm)	front: 450 - 550 mm rear: 390 - 490 mm stepless adjustable	front: 450 - 520 mm rear: 390 - 490 mm (in increments of 10 mm)	front: 480 - 510 mm rear: 400 - 480 mm (in increments of 10 mm)
Knee-to-heel length (UL)	350 - 500 mm (in increments of 10 mm)	220 - 520 mm stepless adjustable	290 - 480 mm (in increments of 10 mm)	290 - 480 mm (in increments of 10 mm)
Backrest height (RH)	270 - 420 mm (in increments of 15 mm)	270 - 480 mm (in increments of 15 mm)	270 - 480 mm (in increments of 15 mm)	315 - 480 mm (in increments of 15 mm)
Backrest angle (RW)	74°/78°/82°/86°/90°	78°/82°/86°/90°/94°	74°/78°/82°/86°/90°	78°/82°/86°/90°/94°
Max. safe slope	7°	7°	7°	7°
Reversing width	920 - 1230 mm	920 - 1230 mm	920 - 1230 mm	920 - 1230 mm
Crash test	-	-	Approved	Approved

Measurements and weights indicated are based on seat width 400 mm and seat depth 400 mm in the lightest and most compact configuration possible. Weight and measurements can change with the different configurations. Exception for the küschall K-Series attract: weights indicated are based on seat width 400 mm and seat depth 400 mm in the standard configuration.

COMPARISON TABLE



KÜSCHALL CHAMPION	KÜSCHALL ULTRA-LIGHT	KÜSCHALL COMPACT	KÜSCHALL COMPACT attract
A rigid foldable wheelchair	Go anywhere. Do anything.	Foldable. Functional. Compact.	Timeless and easy
Foldable wheelchair	Foldable wheelchair	Foldable wheelchair	Foldable wheelchair
125 kg	130 kg	130 kg	130 kg
approx. 9.2 kg	approx. 10.1 kg	approx. 11 kg	approx. 11.3 kg
approx. 6.7 kg	approx. 7.2 kg	approx. 8.3 kg	approx. 8.7 kg
75°: approx. 930 mm 85°: approx. 850 mm	70°: approx. 880 mm 80°: approx. 830 mm	70°: approx. 940 mm 80°: approx. 890 mm 90°: approx. 840 mm	70°: ca. 985 mm 90°: ca. 895 mm w/out legrest: 690 mm
SW + 160 mm	SW + 180 mm	SW + 180 mm	SB +180 mm
approx. 285 mm	approx. 290 mm	approx. 290 mm	approx. 300 mm
75°/85° straight or tapered	70°/80° straight or tapered	70°/80°/90°	70°/90°
360 - 480 mm (in increments of 20 mm)	280 - 500 mm (in increments of 20 mm)	280 - 500 mm (in increments of 20 mm)	360 - 500 mm (in increments of 20 mm)
340 - 480 mm (in increments of 20 mm)	320 - 500 mm (in increments of 20 mm)	320 - 500 mm (in increments of 20 mm)	360 - 500 mm (in increments of 20 mm)
front: 450 - 540 mm rear: 390 - 490 mm (stepless adjustable)	front: 430 - 530 mm rear: 390 - 500 mm (in increments of 10 mm)	front: 380 - 530 mm rear: 380 - 500 mm (in increments of 10 mm)	front: 430 - 520 mm rear: 400 - 490 mm (in increments of 10 mm)
320 - 500 mm (stepless adjustable)	200 - 510 mm (in increments of 10 mm)	210 - 510 mm (in increments of 10 mm)	380 - 460 mm (in increments of 10 mm)
300 - 465 mm (in increments of 15 mm)	300 - 510 mm (in increments of 15 mm)	300 - 510 mm (in increments of 15 mm)	330 - 495 mm (in increments of 15 mm)
76°/80.5°/85°/89.5°/94°	82°/86°/90°/94°/98°/102°	82°/86°/90°/94°/98°/102°	82°/86°/90°/94°/98°/102°
7°	7°	7°	7°
920 - 1230 mm	920 - 1230 mm	920 - 1230 mm	920 - 1125 mm
-	Approved	Approved	Approved

COLOURS




Colours	THE KSL	KÜSCHALL ADVANCE	KÜSCHALL K-SERIES	KÜSCHALL K-SERIES attract	KÜSCHALL CHAMPION	KÜSCHALL ULTRA-LIGHT	KÜSCHALL COMPACT	KÜSCHALL COMPACT attract
1. Attract black	-	-	-	✓	-	-	-	✓
2. Smokey grey	✓	-	✓	-	✓	✓	✓	-
3. Attract blue	-	-	-	✓	-	-	-	✓
4. Attract grey	-	-	-	✓	-	-	-	✓
5. Ivory white	✓	✓	✓	-	✓	✓	✓	-
6. Neon pink***	-	-	✓	-	-	-	-	-
7. Neon red***	-	-	✓	-	-	-	-	-
8. Attract red	-	-	-	✓	-	-	-	✓
9. Nitro pink	✓	-	✓	-	✓	✓	✓	-
10. Black mat	✓	✓	✓	-	✓	✓	✓	-
11. Night shimmer	✓	-	✓	-	-	✓	✓	-
12. Mercury blue	✓	✓	✓	-	✓	✓	✓	-
13. Mint green	-	-	-	-	✓	-	-	-
14. Neon green***	-	-	✓	-	-	-	-	-
15. Neon yellow***	-	-	✓	-	-	-	-	-
16. Flashy yellow	✓	✓	✓	-	✓	-	✓	-
17. Dynamite orange	✓	✓	✓	-	✓	✓	✓	-
18. Atomic violet	✓	-	✓	-	✓	✓	✓	-
19. Glossy black	✓	-	✓	-	✓	✓	✓	-
20. Umber glaze	-	-	-	-	-	-	✓	-
21. Royal blue	-	✓	✓	-	✓	✓	✓	-
22. Silver grey	✓	-	✓	-	✓	✓	✓	-
23. Polished frame	-	✓	✓	-	-	-	-	-
24. Red mat	-	-	✓	-	-	-	-	-
25. Caramel bronze	-	-	✓	-	-	-	-	-
26. Royal red	✓	✓	✓	-	✓	✓	✓	-
27. Purple fire	-	-	✓	-	-	✓	✓	-
28. Titanium frame	-	-	✓	-	✓	-	-	-
29. Carbon frame	-	-	✓	-	✓	-	-	-

* Real materials, not colour effects

** Customize your wheelchair even more with the MYKuschall dedicated service



*** Requires additional 5 leading days



CPS	THE KSL	KÜSCHALL ADVANCE	KÜSCHALL K-SERIES	KÜSCHALL K-SERIES attract	KÜSCHALL CHAMPION	KÜSCHALL ULTRA-LIGHT	KÜSCHALL COMPACT	KÜSCHALL COMPACT attract
1. B-Blue	✓	-	✓	-	✓	✓	✓	-
2. Arctic blue	✓	✓	✓	-	✓	✓	✓	-
3. Olive	✓	-	✓	-	-	✓	✓	-
4. Techno-anthracite	✓	✓	✓	-	✓	✓	✓	-
5. Chrome	✓	✓	✓	-	✓	✓	✓	-
6. Champagne	✓	✓	✓	-	✓	✓	✓	-
7. Copper glaze	✓	-	✓	-	-	✓	✓	-
8. Comet red	✓	✓	✓	-	✓	✓	✓	-

YOU ARE AN ESSENTIAL PART OF THE MYKÜSCHALL TEAM: YOU HAVE THE IDEA, WE TURN IT INTO REALITY!

Bringing together more than 35 years of innovation and experience, MYküschall is a dedicated service, which creates and offers «designed for life» customized wheelchairs. From technical to aesthetic design customizations, we can optimize your wheelchair to your needs within a wide range of possibilities. Based on the therapeutic guidelines that you give us, we can customize your next wheelchair so that it meets your postural requirements, thereby improving your comfort and the overall driving performance. From frame colours to special upholstery for seat and backrests, there are plenty of customizations possible.



LEGEND

1. Get the front frame of your wheelchair customized: your name, a few words of your choice, or even your signature can be printed on the frame. No risk of it being wiped away as it is protected with a transparent finish.
2. Are you looking for different tyres? For some of them, you can even choose the colour!
3. Add a touch of colour to your Spinerger LXX wheels. Spokes are available in black, white, blue, red, yellow, orange, and pink or green – and in any colour combination you like!
4. Want an individual colour for your frame? The only limit is your imagination.

Your satisfaction is key for us! From customer service to engineering, manufacturing and quality, these dedicated team members work together to provide safe solutions to your customization requests.



Wheelchairs as unique as you are! 



THE PRESTIGE COLLECTION CHAMPION | K-SERIES



Titanium frame



Spinergy rear wheels



Titanium backrest bar



Titanium footrest tube



Carbon mudguards



Carbon footrest plate

EXCLUSIVE MATERIALS FOR HIGHLY ACTIVE PEOPLE.

Whether your lifestyle is constantly on the go or moving in stylish circles, the küschall K-Series and the küschall Champion in Titanium or Carbon offer individuals something truly unique as a means of everyday mobility.

These contemporary designs are available in a rigid or foldable frame. Versatile and highly configurable to

suit a wide range of personal requirements, the küschall K-Series is designed for individuals who demand effortless mobility combined with efficient driving capabilities. With its ease of transportation and unique scissor folding mechanism, the küschall Champion is perfect for life on the go. Its lightweight, minimalist design and sleek aesthetics will give individuals the freedom to participate wherever they may be.



The optimal selection for a perfect design. Experience superior driving performance with exceptional strength and aesthetic appeal. The high-end materials of Titanium and Carbon leave nothing else to be desired.

With sleek, contemporary designs combined with durable, lightweight materials, The Prestige Collection is the ideal choice for active individuals who have a strong affinity for precision and will enhance daily life or any adventurous activity.



Matrix Elite Back



Matrix Elite Deep Back



Matrix MX2 Back

The Matrix Elite Back provides targeted and comfortable support for enhanced posture and function. Shaped to follow the body's natural contours, the attractive, lightweight design is ideal for all users.

The Matrix Elite Deep Back is designed with built-in lateral supports, providing additional trunk support where it is needed most. Hip and scapular cut-outs ensure both clearance and freedom of movement for users seeking a more active lifestyle.

Designed for active users, the MX2 is an ultralightweight backrest with a fresh look and attractive design. A stylish add-on to any lightweight manual wheelchair, the MX2 offers exceptional support to the lower trunk and pelvis, adding comfort and stability for optimized function – whether it be to self-propel or engage in day to day activities.

MATRIX



Matrix Vi



Matrix Libra

The Matrix Vi cushion is designed to provide skin protection and positioning for individuals at moderate to high risk of skin breakdown. The unique three part foam construction targets skin protection where it is needed most, and features excellent stability, support and comfort.

The Matrix Libra cushion uses a combination of high resilient foam and dual layer fluid sac to provide maximum protection around bony prominences and stability to the pelvis. Recommended for all users including those at highest risk of skin breakdown. The Libra Fit Kit components are available to enhance immersion, correct and accommodate orthopedic issues.

More information: motionconcepts.com

matrix[®]
SEATING SERIES



ADD-ON SOLUTIONS



E-PILOT

The new add-on scooter e-pilot turns your wheelchair into a sporty vehicle in a matter of seconds. Just a few simple steps to attach the e-pilot to your wheelchair and you have a dynamic combination for everyday life. The e-pilot offers an environmentally friendly mobility alternative with maximum driving pleasure!



TWION

Efficient, smart and fun to drive, that's what the lightest and fastest power add-on twion stands for. The silent direct drive ensures high agility and simple handling allowing to speed up to 10km/h. With the optionally available Mobility Plus package, the user can use even more features in the twion App and communicate directly with the twion wheels via the smartphone.



E-MOTION

The Alber e-motion merges active mobility with therapeutic benefit. Even wheelchair users with impaired strength can move around independently with the help of e-motion. Using the remote control the e-motion can be switched on and off from an upright sitting position and in addition, two selectable power stages assure optimal driving convenience.

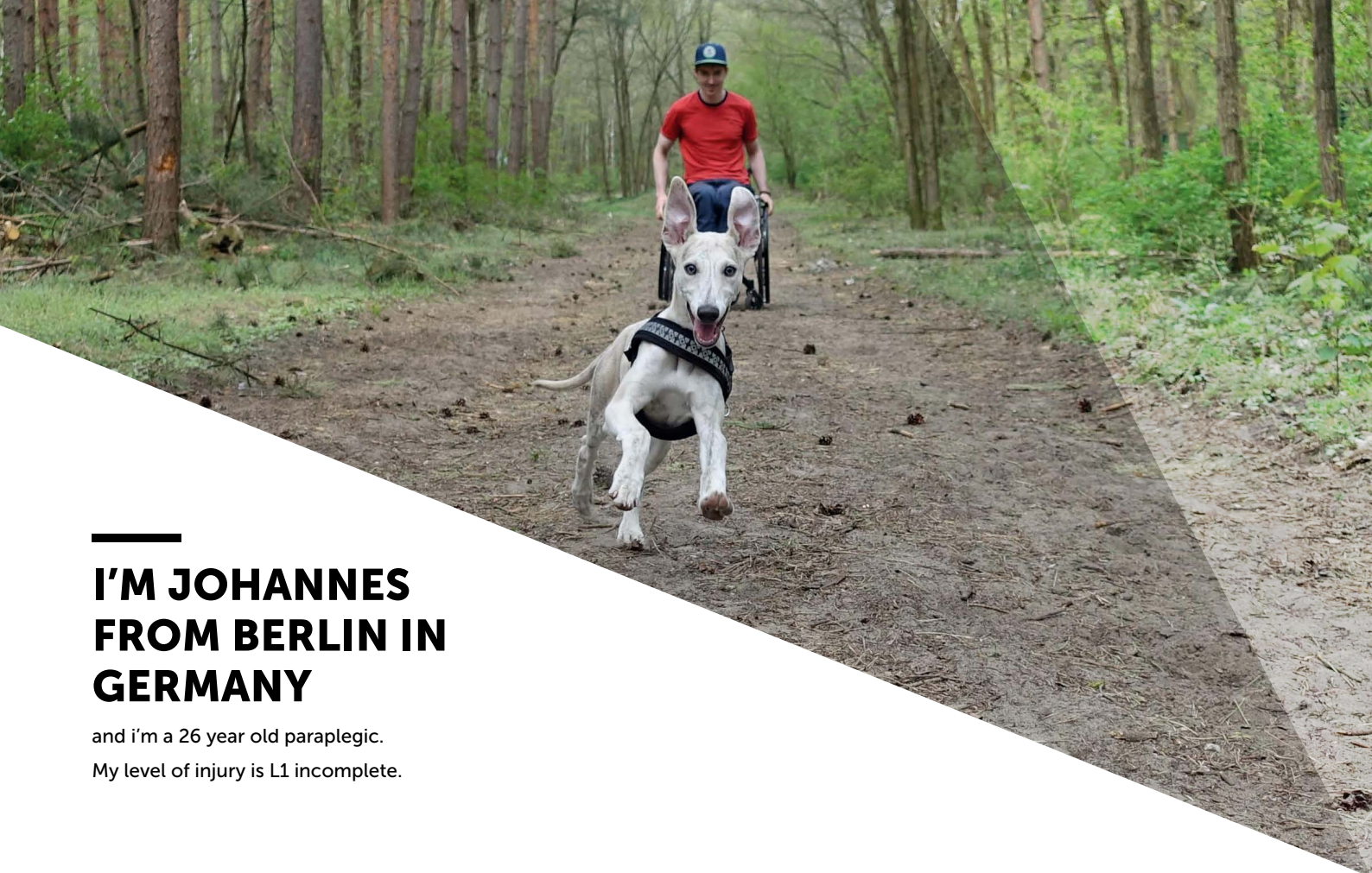


E-FIX

Small, light and swift. The e-fix converts a manual wheelchair into a lightweight electric wheelchair. It's so easy to control your wheelchair with e-fix you can get used to it almost at once offering excellent comfort thanks to the compact control unit. The small Li-Ion battery pack can be handled easily with only 2kg in weight and a width of 8cm

More information: www.alber.de





I I'M JOHANNES FROM BERLIN IN GERMANY

and i'm a 26 year old paraplegic.
My level of injury is L1 incomplete.

A good wheelchair is the first step to a truly independent life. At the same time it is one of the most complicated choices you have when you cant walk. The right wheelchair influences every part of your daily activities. It's the first object you see when you wake up and last when you go to bed at night.

I was lucky that the hospital I had my rehab in had a wide variety of chairs to try and test. As you spend more and more time up in your chair and learn how to use it you start feeling what is right for you. After trying several brands my therapist gave me a küschall K-Series to try for a week.

It felt right from the first day I spent in it. So I started looking at the chairs available from küschall. As I am a person who always tries to optimize the idea of a custom chair where I could choose every parameter and make it my own appealed to me.

The KSL is all this. Not only is it a light chair which is made to your measurements but it also is so minimalistic and good looking that I fell in love with it at first sight. Having had a küschall K-Series fitted to me It was easy to find the right measurements.

Once my chair was made and arrived I was a happy paraplegic. The fixed frame makes a huge difference in how it drives. Every push feels more efficient and the frame feels so solid dropping down curbs and going fast that this alone makes you more confident moving around.

As a design conscious person who lives in the city looks do matter. The KSL is so minimalistic in design that it goes with everything. I feel good taking it out to the forest adventuring with my dog. At the same time it is the perfect partner in crime for nights out in town, it feels right at home, in a bar or on a date.

I have owned a KSL for nearly two years now. It has become a part of me. It feels like a part of my body and still feels good every time I transfer into it. I have put it through a lot in our time together. Beaches from the Baltic to the Mediterranean Sea. Hills, Mountains and Forests. Nothing has broken yet and I never have to worry about it.

I think all this makes a great chair. It should never be the wheelchair which makes you stop and think. It should feel like a part of your body and never let you down. At the end of the day you have to rely on it at all times.

The KSL ticks all those boxes for me and I feel uncomfortable when its further away from me than arms reach.

**THE KSL HAS BECOME
A PART OF ME**





**YOUR KÜSCHALL
DEALER**

