

Küschall® K-SERIES



UNLIMIT YOUR WORLD

We at Küschall believe anything is possible when you have the power to achieve it. The Küschall K-Series offers modularity and performance in a single product. Unlimit your Strength, Unlimit your Freedom, **Unlimit your world.**

KÜSCHALL K-SERIES

K-series is an **icon** of design, a trendsetter in the monotube frame construction. The ingenious **modular** seating system will literally fit your needs and its **dynamic** set up will offer you a superb driving performance, to keep you on the move.

HYDROFORMING

The hydroformed front frame will bring the design of your K-Series to another level. The new technology brings more stiffness and rigidity, for an unrivaled driving performance, adding striking lines and a clear design language to a timeless icon.

HYDROFORMED KNEE AREA

- Ergonomic grip, ideal for repositioning and transfers, frame angle available in both 90° and 75°.

LIGHT ACTIVE BRAKE

- The new aluminum brake, with a minimalist design, brings lightness to unprecedented levels. Precision even in the smallest details.

TAPERED FRAME

- Tapered frame allows the wheelchair to contour to your body for a sleek aesthetic.

FOOTBOW

- Completely redesigned with a flat surface for greater comfort, while driving, and perfect positioning.



Küschall® K-SERIES

NEW BACKBRACE

- Ergonomic handle, a crucial aspect in the chair lifting and unloading phases. Lower brace positioning, ideal for Matrix backrests.

BACKREST

- Folding backrest with six possible angle adjustments for different positioning needs.

SEAT MODULE

- At the heart of the K-series. The seat module offers five different positions of the centre of gravity, making the wheelchair more active.

CASTOR HOUSING

- New aluminum profile welded to the front frame tube. Consistent design throughout the whole wheelchair.

FORK

- New clean design and integrated bearings. Collecting dirt will significantly be reduced and maintenance will be easier.

KEY FEATURES

ICONIC

With its iconic minimalist open frame and lightweight design, the K-Series gives you the ability to be able to enjoy everyday activities; whether it's getting to and from work, or pursuing your exciting hobbies, the K-Series gives you the freedom to be you.



MODULAR

An invisible centre of gravity adjustment beneath the seat means you can move the seat module back and forth into five different positions. It can be easily modified at a later date with no extra components required.

DYNAMIC

The frame has a constant perfect geometry to the ground, so there is no need to to adjust anything at all on the frame.

Wheels always remain in the same position on the frame. Very rigid construction, leads to great driving performance.




HYDROFORMED FRONT FRAME

Hydroforming technology has added even more personality to the K-Series. An Iconic look that today becomes even more recognizable thanks to the straight edge design of the knee area. With the frame further strengthened, your driving experience will be more thrilling than ever.

CUSTOMISATION

1 CHOOSE THE FRAME COLOR



Pure White



Anthracite Grey



Space Black



Carmine Red



Azure Blue

2 CHOOSE THE DECAL STYLE



3 CHOOSE THE DECAL COLOR



Red



Black



Light Grey



Gold



Red



Blue


















Dark Grey



Black

TECHNICAL SPECIFICATION

| | | | | |
|---|---|---|---|---|
| SEAT WIDTH 320 – 500 mm in increments of 20 mm | SEAT DEPTH 350 – 525 mm in increments of 25 mm | LOWER LEG LENGTH 290 – 480 mm in increments of 10 mm | BACKREST HEIGHT 270 – 480 mm in increments of 15 mm | BACKREST ANGLE 74° / 78° / 82° / 86° / 90° / 94° |
|  |  |  |  |  |
| SEAT HEIGHT front: 450 – 520 mm rear: 390 – 490 mm in increments of 10 mm | FRAME ANGLE 75° / 90° V-frame or tapered | TOTAL WIDTH SW + 170 mm | TOTAL LENGTH 75°: approx. 830 - 1055 mm 90°: approx. 760 - 985 mm | CENTER OF GRAVITY 80 mm / 95 mm / 110 mm / 125 mm / 140 mm |
|  |  |  |  |  |
| CAMBER 0° / 3° / 6° | TOTAL WEIGHT UNLOADED approx. 7.8 kg | TRANSPORT WEIGHT approx. 5.1 kg | MAX. USER WEIGHT 130 kg | CRASH TEST Approved - Fulfills the requirements of ISO 7176-19 |
|  |  |  |  |  |

All measurements and weights indicated are based on seat width 400 mm and seat depth 400 mm in the lightest and most compact configuration. Weight and measurements can change with the different configurations. For further information please check the user manual on our website.

K

UNLIMIT YOUR WORLD

Tel: +41 61 487 70 70
info@kuschall.com
www.kuschall.com

Invacare International GmbH
Benkenstrasse 260
4108 Witterswil
Switzerland

Kuschall, Kuschall Unlimit your world, K, Unlimit your world and K-Series are trademarks of Invacare International GmbH. Every effort has been made to ensure that the contents of this publication are fully up-to-date at the time of going to print. As part of its ongoing improvement of products, Invacare International GmbH reserves the right to modify existing models at any time.
© July 2019, Invacare International GmbH. All rights reserved. EU - 1659368