



Propad Revolve



Flat, high risk (V) and very high risk (Si)
cushion that can be placed in any direction



Yes, you can.

Introducing the **Propad Revolve** cushions

- ▶ Flat cushion
- ▶ Up to 30 stone (190kg)¹
- ▶ Suitable for high to very-high risk
- ▶ Visco and Silicone options
- ▶ Sewn or welded wipedown covers
- ▶ Omnidirectional



High Resilient moulded Foam

- ▶ The **Propad Revolve** cushions are manufactured from the finest quality materials. The same high resilient foam is used within the clinically respected **Matrix Flo-tech** range.




Omnidirectional

- ▶ Versatile and efficient with a design that allows for omnidirectional use from the top, bottom, front or back. Offering increased flexibility and saving time on seating preparation.




Cover options

- ▶ Sewn: blue and black
- ▶ Welded: blue



Intelligent fabric

- ▶ A sewn cover comes as standard which features a concealed zip and a full length flap. Completely welded seams available as an option for maximum ingress protection.



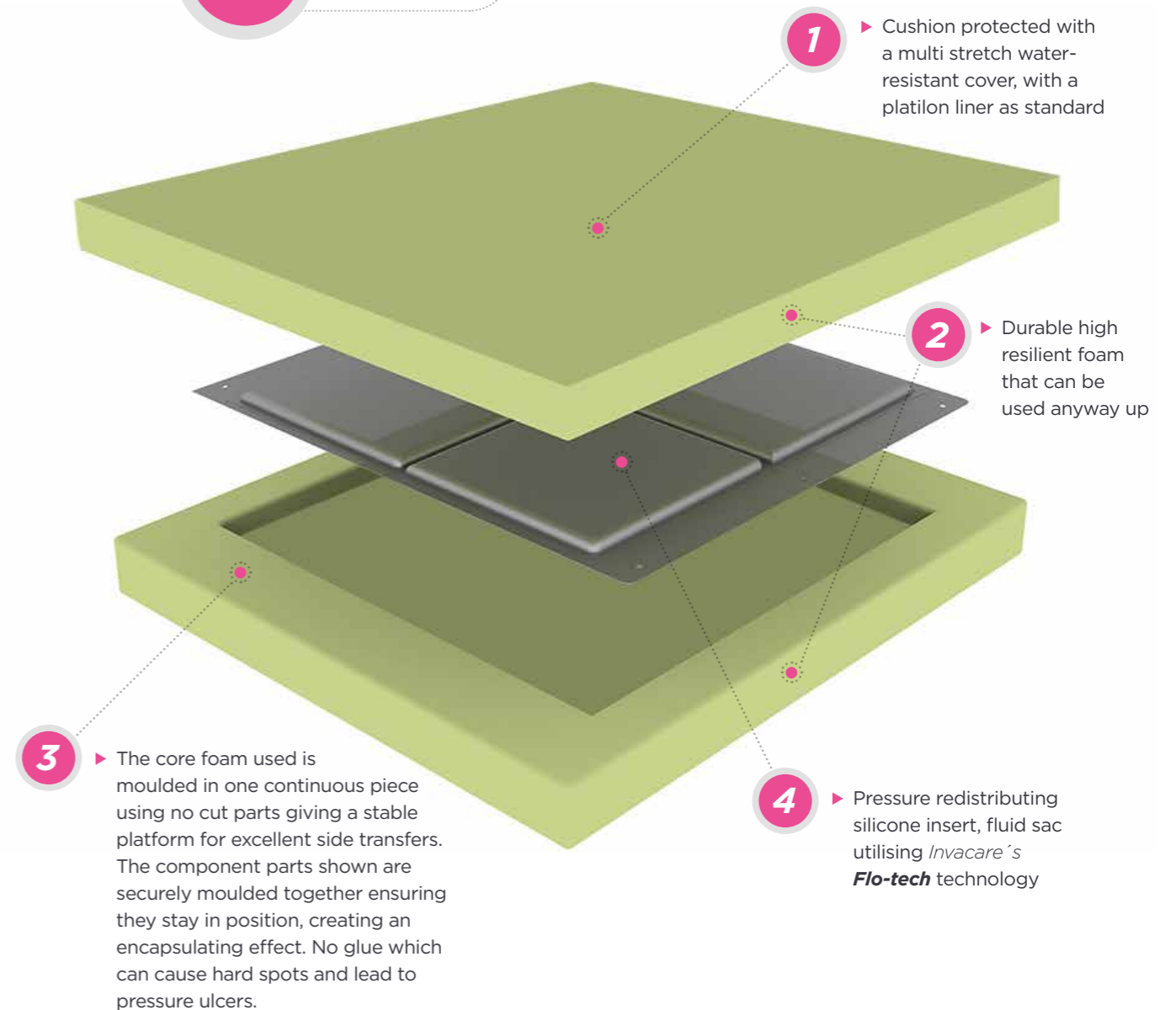
Aquaguard zip

- ▶ An innovative new waterproof repellent zip is included with the welded seamed cover option. Unlike standard zipped covers, the superior Aquaguard withstands an extensive shower test and does not absorb moisture.

¹. Referring to the caveat on page 5 referencing the size of cushion.

Invacare **Propad Revolve Si** (very high risk)

4 EXCLUSIVE FEATURES

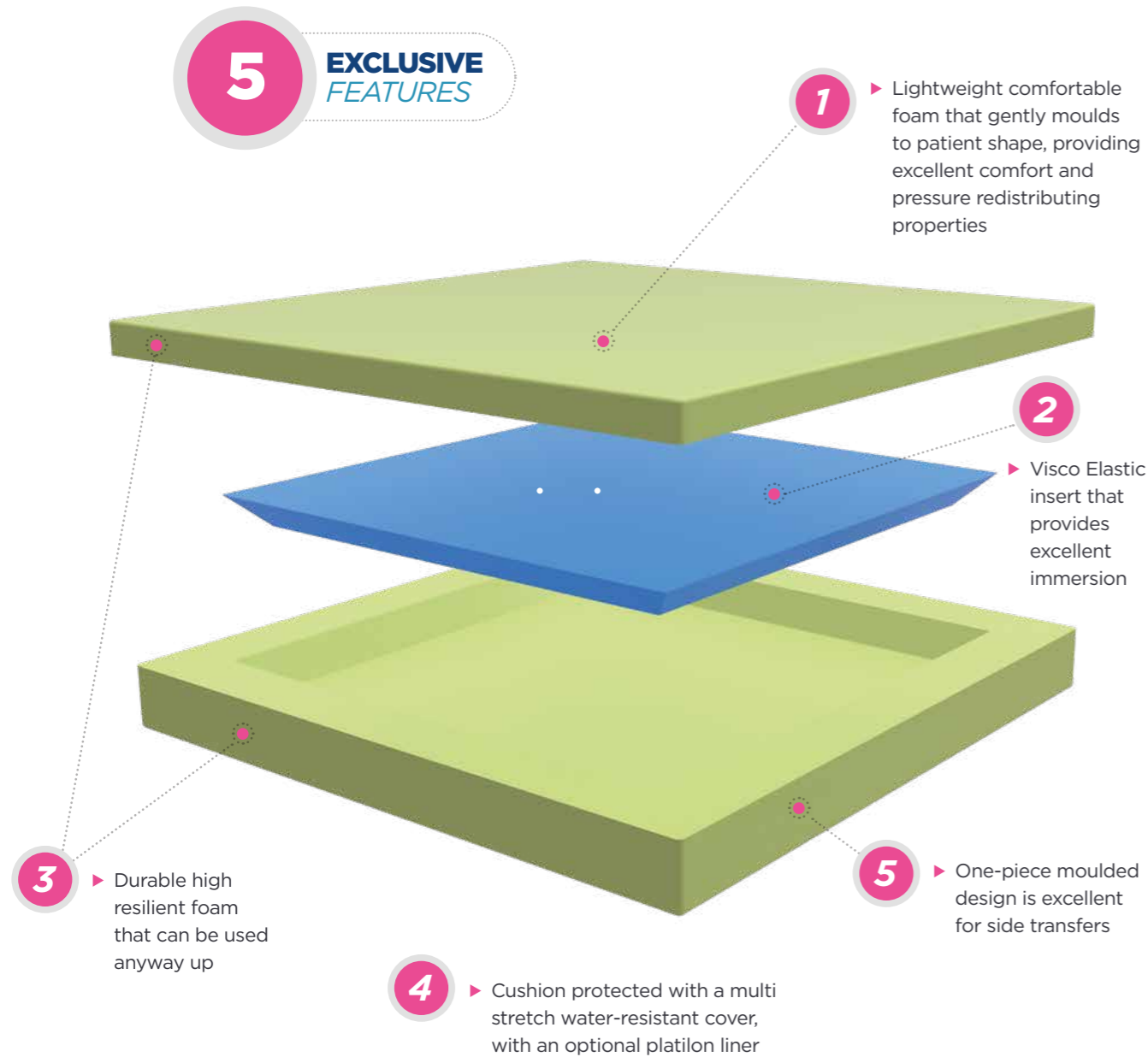


Additional features

- ▶ **Fluid and foam advantages**
The embedded, non-temperature sensitive silicone (Si) fluid sac envelops protruding bony prominences for superior skin protection and shear management.

- ▶ **High resilient foam**
Top quality moulded HR-foam provides high-level immersion for excellent pressure redistribution.

Invacare **Propad Revolve V** (high risk)



Additional features

▶ **Visco-elastic inner layer**

The **Propad Revolve V** combines an outer-layer of durable moulded high resilient foam with a viscoelastic foam inner layer in a lightweight package.

▶ **Design features**

The angled base design ensures seamless transition while the visco layer provides high level immersion and pressure redistribution and stabilization.

Technical data ▼

For more comprehensive pre-sales information about this product, including the product's user manual, please see your local Invacare website.

	 Height ▼	 Total product weight ▼	 Max. user weight ▼
Propad Revolve Si	7,5 cm	2.75 kg	36cm to 41cm - 100kg 43cm to 51cm - 125kg up to 159kg 56cm to 61cm - 190kg
Propad Revolve V	7,5 cm	2 kg	36cm to 41cm - 100kg 43cm to 51cm - 125kg to 159kg 56cm to 61cm - 190kg

	 Max. cleaning temperature ▼	 Materials used ▼
Propad Revolve Si	80°C	Foam, Fluid
Propad Revolve V	80°C	Foam, Visco

1. Maximum user weight limits are set provided that the cushion selected is of appropriate width and depth for the intended user/s.

Cushion Sizes ▼

		Width						
cm		36	38	41	43	46	48	51
inch		14	15	16	17	18	19	20
Depth	36	14	15	16				
	38	15	16					
	41	16						
	43	17						
	46	18						
	48	19						
	51	20						
	56	22						
	61	24						

Testimonial ▼

Propad Revolve Si Patient Field Evaluation

After a three month 20 patient field trial, we added the Invacare Propad Revolve Si to our range of Very High Risk cushion stock. Clinically, the product has proved to work well and feedback received from end users has been positive. In addition to this and as a Service always looking to save money, we have enjoyed a significant cost saving when comparing the Propad Revolve Si to the cushion that it replaced.

We utilise the BodiTrac pressure mapping system for the more challenging of clients who have history of tissue integrity issues or who currently have skin breakdown. Often this client group need the everyday practicality and ease of flat cushion but also require the appropriate level of risk protection, hence the Propad Revolve.

As a Service we adopt the Braden Scale for prediction of pressure sore risk and have utilised the Propad Revolve Si for our clients who class as Very High Risk (VHR) and the Propad Revolve V for patients who are assessed as High Risk (HR).

Braden Scale is as follows:

- ▶ Low Risk – Score 14,15,16
- ▶ Medium Risk – 11,12,13
- ▶ High Risk – 8,9,10
- ▶ Very High Risk – 6,7

East Suffolk & North Essex NHS Foundation Trust – Management Guidelines

Tracy Freeman

Clinical Lead for Community Equipment & North east Essex Wheelchair Service

East Suffolk and North Essex NHS Foundation Trust

www.passionatepeople.invacare.eu.com/category/health-assessment/

Tel: +44 61 487 70 70
hqeurope@invacare.com
www.invacare.eu.com

Invacare International GmbH
Neuhofweg 51
4147 Aesch BL
Switzerland

