

NordBed™ Kid

TESTED AND
APPROVED
ACCORDING TO
EN 50637:2017
BY TÜV



Safety and comfort for
every child at every stage

SAFE | ADJUSTABLE | COMFORTABLE



Yes, you can.®

NordBed Kid

A safe, configurable bed that can change with the child

Our new NordBed Kid is the ideal bed for home and care environments.

Designed to fit the child

Our beds are suitable for children from 3-12 years or 75-154cm tall. Available in three lengths with a choice of side panels, the bed can be configured to best meet the needs of the child.

Side panel options include foldable doors, lowerable and fixed sides, with bars or Perspex. 40cm high sides available across the range, with 80cm also available on foldable doors and fixed sides – so you can choose the most suitable side rail option for the child.

The mattress support, with adjustable back, thigh and leg rest, has been designed to anthropometric measurement and provides anatomical support and exceptional comfort.

Protective upholstery with hygiene material is also available – the upholstery attaches to the inner side rails with hook and loop, and offers added protection for the child while remaining in situ when manoeuvring the side panels.

Safety

When designing the bed, safety has been paramount. From the safe locking mechanism of the foldable doors, to the holder which securely stows the handset from the child's reach. Plus, NordBed Kid conforms to the new EU safety standard EN 50637:2017 for a paediatric medical bed whilst maintaining a modern and homely design.

Safe working environment for the carer

Our NordBed Kid beds are height adjustable from the lowest position at 30cm to allow self-transfers, to a 80cm working height for the carer. The central brake (optional), lowering side with central release, fully electrically operated mattress platform features have all been designed to ensure a safe and comfortable working environment for the carer.



Key features of the NordBed Kid

1. Door latch

- ▶ Foldable doors have a top latch lock, which is easy for the carer to operate
- ▶ Designed to ensure there is no risk of injury to the child while in bed

2. Discreet and easy to use handset with safety locks

- ▶ Handset buttons are colour coded for ease of function recognition
- ▶ The magnet safety locking mechanism ensures correct and safe use by only the carer



3. Safe handset storage

- ▶ The handset can be easily, and safely stowed in its holder and locked at the base of the bed, to ensure only the carer operates the bed



4. Height adjustable

- ▶ From as low as 30cm for self-transfer for able bodied users, to 80cm carer working height



We have mattresses specifically designed to fit the NordBed Kid

See our Dacapo mattress information for further information.

5. Choice of side rails

- ▶ The side rail options allows you to configure the bed to the child needs
- ▶ Options include foldable doors, lowerable and fixed sides, with bars or Perspex
- ▶ Plus, height options in 40cm and 80cm high

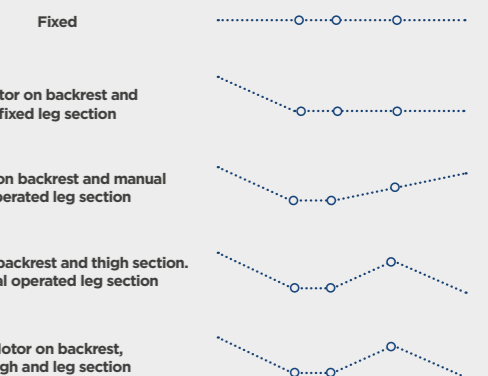
6. Adjustable mattress platform

- ▶ Mattress platform length designed to anthropometric measurement, for increased support and exceptional comfort of the child

7. Mattress profiling

- ▶ The mattress platform can be configured with no profiling functions, combined manual rastofix and electric handset functionality, or fully electric operated – to provide optimum support for the child

Possible configurations for the Invacare NordBed Kid mattress platform



Safety Standard EN50637:2017

The design conforms to the new EU bed safety standards



Design

Modern, homely design in a light and modern beech wood finish



Range of sizes

Available in small, medium and large lengths, ensuring there's a bed to fit every child

Designed for comfort and safety

NordBed Kid offers maximum comfort, while meeting stringent EU safety standards.

Side rail options

NordBed Kid is available with a choice of side rails, so you can configure the bed to the child's needs. Side rails have been designed with increased strength and rigidity, to meet the Standard EN50637:2017 requirements. The options available are shown below.

Foldable doors

- ▶ Doors can be partially or fully opened for easy access while maintaining stability of the bed and safety of the child
- ▶ Easy to use top door latch, while maintaining side rail strength
- ▶ The latch has been designed to ensure no snagging or injury to the child while in bed
- ▶ Available in 40cm height option for medium and large, and 80cm height option for all beds

Lowerable bar

- ▶ Single panel where the side is lowered in one movement for easy access
- ▶ Easy to use central release allows the carer to remain in front of child
- ▶ Only available in 40cm height option for medium and large size beds

Perspex sides

- ▶ Alternative special option to bars
- ▶ Transparent to maximise visibility

Fixed sides

- ▶ Fixed side rails available in 40cm and 80cm height options

Upholstery

- ▶ Protective upholstery with hygiene covers are available for all side rails options, giving additional protection for the child and peace of mind for the carer
- ▶ All side rails can fully operate while the upholstery remains on



Technical data ▼

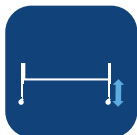
For more comprehensive pre-sales information about the NordBed Kid, including the product's user manual, please see your local Invacare website.



Width outside
Width inside ▼



Length outside
Length inside ▼



Height
adjustment ▼



Mattress
support
dimensions ▼



Under bed
clearance ▼



Backrest angle
▼

	Width outside Width inside ▼	Length outside Length inside ▼	Height adjustment ▼	Mattress support dimensions ▼	Under bed clearance ▼	Backrest angle ▼
Small	90/80cm	140/146cm	30-80cm	62-7-16-48cm	15cm	0-70°
Medium	90/80cm	160/166cm	30-80cm	67-13-18-55cm	15cm	0-70°
Large	90/80cm	179/185cm	30-80cm	78-15-23-57cm	15cm	0-70°



Thigh angle ▼



Legrest lift ▼



Max. user
weight ▼




Total weight
(without bed
ends) ▼



Heaviest part of
the product ▼

	Thigh angle ▼	Legrest lift ▼	Max. user weight ▼	Total weight (without bed ends) ▼	Heaviest part of the product ▼
Small	0-12°	0-24°	70kg	86kg	44kg
Medium	0-12°	0-30°	70kg	95kg	55kg
Large	0-12°	0-30°	70kg	97kg	55kg

Frame colour ▼



Traffic white
RAL: 9016



Beech (wood)



Tested by TÜV against
Standard EN50637:2017

Regulatory data ▼

Please note: Colours may vary slightly from those displayed above.

Tel: +41 61 487 70 70
hqeuropa@invacare.com
www.invacare.eu.com

Invacare International GmbH
Neuhofweg 51
4147 Aesch BL
Switzerland



Yes, you can.®