

Alegio™ NG

Comfort and support day or night

An adjustable care bed

supporting client needs



Yes, you can.®

Increased comfort for the client and caregiver

Our Alegio_{NG} care beds provide assisted comfort and support for clients at home or in long-term care environments.

Designed to accommodate varying client needs and increase independence. This fully electronic bed also helps the caregiver provide optimal client care and provides a safer working environment. Featuring a combined movement of backrest

and thigh section for smooth repositioning of the client and effective shear and friction reduction. The Alegio_{NG} helps to manage pressure injury prevention and when combined with one of our mattress support surface solutions, can also assist with positive micro climate management.



- 1

Easy Handling

Simple to assemble without the use of tools and features a quick release mechanism between the base and mattress platform.
- 2

Long lifting range

From 28cm allowing shorter or more unstable clients to get in and out of bed safely and a maximum height of 80 cm supporting healthy working conditions for caregivers.
- 3

Highly configurable

Alegio_{NG} comes with a mattress support in four sections as standard. Easy to assemble with 2 to 3 electrical functions and combined with a variety of bed ends and side rails, the bed is designed to meet individual needs.



- **Full length side rails**
Lisa or Britt V in wood finish
3/4 length Verso II in steel.
- **Bed ends**
Available in a variety of designs and finishes.
- **Hand control**
With or without lockable functions.
- **Leg section movement**
A choice of manually operated lower leg section movement or synchronised whereby the upper leg and lower leg operates in one fixed movement.
- **Castors**
Individually lockable as standard.

- Bed ends**
- **Camilla** for Lisa full-length side rail. Available in cherry.
 - **Sabrine** Easy removable without tools, compatible with steel side rails. Available in cherry and beech.
 - **Vibeke** Easy removable. Fully compatible with steel side rails. Available in cherry.
 - **Susanne** For full-length side rails. Available in beech, white beech, light oak and a mix of beech and cherry.
 - **Oda** Easy to remove without tools, compatible with steel side rails. Available in beech.

- Options to choose from:
- Auto regression
Improved comfort when seated, reduced shear and friction
 - 15 cm
Extension kit for increasing mattress support length by 15 cm
 - Transport Trolley for easy storage and transport
 - Transport kit designed for use when storing and transporting the bed fully assembled
 - The catching handle is height and depth adjustable
 - Central Brake safety lock all four castors with a single foot brake


Support caregivers to provide optimal client care

Comprised of advanced functionalities, sleek features and uncompromised quality, our Alegio_{NG} supports the client and caregiver.



Reduced shear and friction

Optimised dimensions of the mattress platform according to anthropometric measurement in combination with combined movement between backrest and thigh section helps the client from slipping forward and reduces shear and friction.



Easy to store and transport

A safe trolley is available as an option for the Alegio_{NG}, that is easy to mount and dismount. A special kit for transporting the bed in fully assembled mode is also available.



Safety and quality assured

Safety standard IEC 60601-2-52 compliant, our trusted Alegio_{NG} range can be relied upon for its high safety standards and optimal quality, helping to deliver reliable long-term support for clients at home.



Technical data ▼

For more information about this product, including the user manual, please visit our website: www.invacare.eu



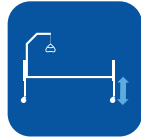
Width outside ¹
Width inside ▼

900 mm
900 mm



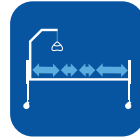
Length outside
Length inside ▼

2110 mm
2065 mm



Height adjustment ² ▼

280 - 800 mm



Mattress support
dimensions ▼

800-230-300-670 mm



Backrest angle ▼

0 - 70°



Thigh angle ▼

0 - 33° ³



Legrest lift ▼

0 - 18°



Total weight ▼

78 kg ⁴



Max. user weight ▼

SWL 170 kg
135 kg



Heaviest part of the
product ▼

35 kg

1. Without side rail
2. With 100 mm castors
3. With thigh actuator
4. With bed ends and without side rails

Complies to the safety standard, IEC 60601-2-52

NB: The bed must not be used by clients under 12 years of age, or by clients with body size equivalent to an average 12 year old or smaller.

Light grey

Beech

Light oak

White
beech

Cherry

Please note colours may vary slightly from those displayed above.



Tel: +41 61 487 70 70
hqeuropa@invacare.com
www.invacare.eu.com

Invacare International GmbH
Neuhofweg 51
4147 Aesch BL
Switzerland

ESG 
ENVIRONMENTAL SOCIAL & GOVERNANCE



Yes, you can.®