



Confidence in posture solutions

# Spirea<sup>®</sup> 4 NG



Rediscover freedom of mobility



Yes, you can.

Rea **Spirea<sup>4</sup><sub>NG</sub>** is a dynamic and durable lightweight folding wheelchair ideal for everyday use. By incorporating client input and user feedback into the design, the **Spirea<sup>4</sup><sub>NG</sub>** offers light handling, minimal adjustment requirements, high technical quality and low maintenance, making it a perfect choice for users, carers and engineers alike.



#### Ease of movement

The celebrated design principles of the **Spirea** Family underpin the Rea **Spirea<sup>4</sup><sub>NG</sub>** construction, making wheeling and self-propulsion effortless and trouble-free. Height-adjustable push handles and rear wheel position adjustment enhance the easy manoeuvrability of the **Spirea<sup>4</sup><sub>NG</sub>** whilst its solid chassis negates wheeling resistance. The newly designed rear wheel plates offer a wide variation of choices, helping you to find your ideal driving position.



#### Optimum manoeuvrability and stability

With **Spirea<sup>4</sup><sub>NG</sub>**, negotiating corners and narrow spaces is a joy thanks to leg rests that swing snugly under the seat or sideways if making a transfer. The frame construction boasts a unique cross-brace system affording dual-directional stability; a feature that demands less energy when propelling.

#### High modular compatibility and Heavy Duty version

With its durable, high stability and low maintenance aluminium frame, the **Spirea<sup>4</sup><sub>NG</sub>** benefits from a strong tradition of safe design. All components from wheels to legrests can be found throughout the whole range of Rea and Invacare® wheelchairs. Just three easy-to-use handheld tools are needed for all adjustments on the **Spirea<sup>4</sup><sub>NG</sub>**.

### Features and Options



#### Foot propelling version

The optional 22" wheels give the **Spirea4NG** a very low seat height, ideal for hemiplegic users and for foot propelling.



#### Backrest

The fixed 7° and the angle adjustable backcanes can be easily mounted on the backrest attachment.



#### Amputee support

Specially designed amputee support is both practical and stable.



#### Camber

The **Spirea4NG** has two different built-in camber positions available without additional components. Simply reverse the bracket to achieve 0° and 2° camber.



#### Armrests assortment

① Rio height adjustable or full length armpad, ② comfort height adjustable, ③ hemi and sideguard.



#### Transit version

With 16" rear wheels and assistant manoeuvred drum brakes for a practical transport version.



#### Anti-tippers

The position and height of the anti-tippers can be adjusted to offer extra safety and prevention against tipping and trampling.



#### Rearwheel positions

Rear wheel fixture on Standard model offers 3 positions, Active version offers 8 positions for an optimal driving framework.








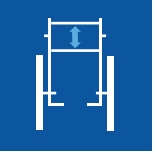

#### Legrests assortment



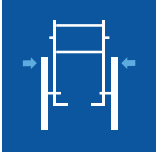




① Elevating legrest from 0° to 80°, ② fixed 80° footrest, ③ amputee support and ④ plaster support are available either with ⑤ fixed or angle and depth adjustable footplates. Heel straps, calf strap and ⑥ footplate extender are available.






## Technical data

For more comprehensive pre-sales information about this product, including the product's user manual, please see your local Invacare website.

	Seat width	Seat depth	Seat angle	Seat height	Backrest angle	Backrest height	Front frame angle
<i>Rea Spirea<sup>4</sup><sub>NG</sub></i>	 355 / 380 / 405 / 430 / 455 / 480 / 505 mm	 400 / 450 / 500 mm (-50 mm)	 0° / 3° / 6°	 380 / 410 / 435 / 460 / 485 / 510 mm	 7° / -6 - +13°	 380 - 460 / 350 - 480 / 420 - 550 mm	 80° / 0° - 80°

	Length of footrests	Armrest height	Driving unit width	Total width, folded	Total length inc. Footrests	Total length w/o Footrests	Total height
<i>Rea Spirea<sup>4</sup><sub>NG</sub></i>	 320 - 440 / 410 - 530 mm	 190 - 290 mm	 Seat width + 200 mm	 305 mm	 920 - 1170 mm	 690 - 950 mm	 720 - 1220 mm

	Max. user weight	Total weight	Transport weight
<i>Rea Spirea<sup>4</sup><sub>NG</sub></i>	 135 kg	 16 kg	 9,5 kg



## Frame colour

Slate Grey



## Upholstery

Black Jemima  
(TR18)



Please notice colors may vary slightly from those displayed above.

Rea, Rea design and DSS (Dual Stability System) design are registered trademarks of Invacare International. The Rea Azalea is designed with DSS (Dual Stability system). It provides the user with enhanced stability and safety when being tilted or the backrest is reclined.

Tel: +41 61 487 70 70  
hqueurope@invacare.com  
www.invacare.eu.com

Invacare International GmbH  
Neuhofweg 51  
4147 Aesch BL  
Switzerland



Yes, you can.®