

NordBed™ Optimo Wide



ERGOMOVE™ TECHNOLOGY | IDEAL FOR REFURBISHMENT |
HIGH SWL FOR PLUS SIZE CLIENTS



Yes, you can.®

The NordBed Optimo Wide provides extra comfort for the plus size clients. Ideal for homecare and long term care environments, with the **superior comfort** and usability features for the client, the NordBed Optimo Wide is continuously **promoting independence** and ensuring **mobilisation**. With the ErgoMove technology, pressure care is at the heart of the NordBed Optimo Wide, giving clients the best possible care.

The wider size allows space for **plus size clients** and also accommodates clients who require additional space when repositioning themselves in bed. The NordBed Optimo Wide is available in 105 cm wide with a Safe Working Load (SWL) of 235 kg and 120 cm wide with an increased SWL of 285 kg.

ErgoMove technology

The NordBed Optimo Wide includes ErgoMove technology to bring the client from a lying position to an **active sitting position**, and back to a horizontal position **comfortably** with a push of a button. When the client is within the indicated section on the bed frame this ensures that the pelvis is stabilised and correctly positioned, in order to prevent sliding, which in turn **reduces shear, friction and compression** as the bed profiles. The active sitting position promotes client function, such as eating, drinking and reading and ensures good overall pressure distribution. The movement sequence ensures that the client stays in position and does not slide (migrate) down the bed. This combined with the built-in auto-regression, which moves and positions the backrest so that the mattress does not slide, allows for body compensation, significantly reducing shear as the bed profiles. The ErgoMove technology offers a **single-handed care** feature reduces the need for care staff to reposition the client.

PATENT PENDING



Ease of handling

Even the NordBed Optimo Wide is designed for easy handling and transportation.

The NordBed Optimo 105 cm can be dismantled to only five parts, ensuring ease of handling, the NordBed Optimo 105 cm can be easily delivered single-handed, manoeuvred through narrow hallways and staircases, to maintain good working conditions for the technician. The NordBed Optimo 120 cm can be dismantled to three parts.

Mounting and dismantling the NordBed Optimo Wide is easy and intuitive, the bed can also be dismantled and **placed on its base** to be moved **effortlessly** from the van to the bedroom. When placed on the base, the NordBed Optimo Wide is stable, thus making it **ideal for storage and transportation**.

The NordBed Optimo Wide is ideal for refurbishment, available with an option to be specially adapted to withstand cleaning in a washing machine.



Fall prevention, independence and mobilisation

Up-and-Out™

▶ To ensure a safe and smooth transfer and supporting independence and mobilisation, clients are able to use the Up-and-Out feature with a simple push of a button. The profiling sections will automatically adjust to a suitable position for transferring in and out of bed, the movement is optimised to minimise shear.

Design

▶ The NordBed Optimo Wide is available in a variety of modern bed end styles, wood finishes and painted surfaces. Depending on the need and personal taste the NordBed Optimo Wide can be configured with side panels, side rails and more.

4

**EXCLUSIVE
FEATURES**

1

ErgoMove technology

- ▶ Brings the client to a comfortable sitting position and back to a horizontal position without pushing the client downwards and without the need of repositioning
- ▶ Reduces shear

3

Up-and-Out

- ▶ Allows safe and smooth transfers
- ▶ Supports the ergonomic movement

2

Easy handling - ideal for refurbishment

- ▶ Can easily be dismantled
- ▶ Option to adapt the bed to withstand cleaning in a washing machine

4

Optimised dimensions of mattress support

- ▶ According to anthropometric measurement, for increased comfort

Additional features

RememberMe™:

- Programmable LCD handset
- ErgoMove and Up-and-Out can be adjusted to fit individual needs

Integrated extendable mattress platform

- Additional 10 cm at the head and foot ends to accommodate clients' requirements

Anti-Trendelenburg and *Optional* Trendelenburg

- Supports care staff when repositioning the client in bed
- Easy to redistribute pressure

Under bed light

- Easy to turn on the light
- Fall prevention/safety



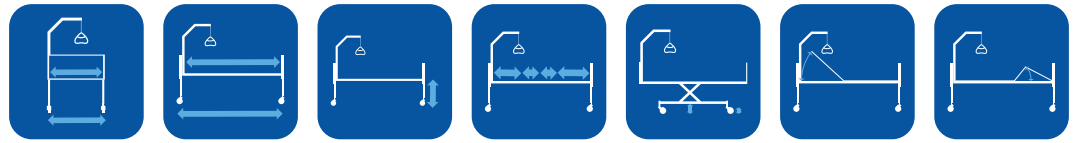
Hand control ▲

Easy recognisable colours for clients who are weak-sighted

- ▶ The key buttons, which will be used most frequently have easily identifiable colours. These colours have been chosen in collaboration with experts
- ▶ To assist the client when selecting a feature, all buttons will light up when any button is touched, for easy recognition during the day or night
- ▶ For a simple selection, the key buttons are positioned at the top of the handset, and the adjustment features are placed below the up/down buttons
- ▶ The hand control is lockable as standard

Technical data ▼

For more comprehensive pre-sales information about this product, including the product's user manual, please see your local Invacare website.



Width outside
Width inside ▼

Length outside
Length inside ▼

Height adjustment ▼

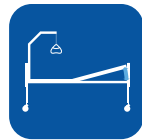
Mattress support dimensions ▼

Under bed clearance ▼

Backrest angle ▼

Thigh angle ▼

NordBed Optimo Wide 105	115 / 105 cm	213 / 200 cm	32 - 81 cm	80-17-30-65 cm	15 cm	0 - 70°	0 - 49°
NordBed Optimo Wide 120	130 / 120 cm	213 / 200 cm	32 - 81 cm	80-17-30-65 cm	15 cm	0 - 70°	0 - 49°



Legrest lift ▼



Anti-Trendelenburg / Trendelenburg ▼



Max. user weight ▼



Total weight (without bed ends) ▼



Heaviest part of the product ▼




Washable in washing machine ▼

NordBed Optimo Wide 105	0 - 19°	+/- 15°	200 kg	110 kg	26 kg	Yes
NordBed Optimo Wide 120	0 - 19°	+/- 15°	250 kg	130 kg	70 kg	Yes

NB: The bed must not be used by patients under 12 years of age, or by patients with body size equivalent to an average 12 year old or smaller.

Frame colour ▼



Aluminium grey



Beech



Oak



Umber



Beech/pale blue



Pale blue



White

Woodwork ▼

Tel: +41 61 487 70 70
hqeurope@invacare.com
www.invacare.eu.com

Invacare International GmbH
Neuhofweg 51
4147 Aesch BL
Switzerland



Yes, you can.®

