



Invacare[®] | **Matrix[®] Libra[®]**

Superior function with the highest level of protection and positioning

matrix[®]
SEATING SERIES

INVACARE
Yes, you can.[™]

With a perfect balance of immersion, off-loading and envelopment, the *Invacare Matrx Libra* cushion delivers the highest level of skin protection and positioning. The moulded foam base effectively redistributes forces to the hips and thighs, providing stability to optimise function. The unique dual layer fluid sac provides complete envelopment of bony prominences. Lightweight, low profile, and maintenance free, the **Libra** complements a variety of manual and power mobility bases. A full range of positioning accessories is available for extra support and targeted positioning.



Unique design

- Combination of foam and fluid for highest level of skin protection, positioning and adjustability for individual needs
- New dual layer fluid sac with *Invacare's Flo-tech™* technology envelops bony prominences and reduces shear using non-temperature sensitive fluid for worry-free, reliable protection
- Highly durable HR-moulded foam base: innovative design increases immersion and balances posture



Functional benefits

- Improves pelvic stability from all sides, optimising function
- Suitable for individuals at very high risk for skin breakdown
- Lightweight, low-profile, and maintenance free, **Libra** complements an active lifestyle
- Recommended for all individuals including those with specific seating needs

Features and options



Immersion

Maximises surface contact area in order to reduce peak pressures. $\text{Pressure} = \text{Force}/\text{Area}$.



Off-Loading

Transfers forces away from the ischial tuberosities with greater weight bearing on the trochanters, hips and thighs.



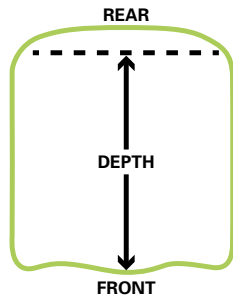
Envelopment

Fluid sac completely surrounds the bony prominences, even during position changes.



Pelvic Stability

Contouring of the pelvic well provides lateral trochanteric support and anterior/posterior pelvic stability, promoting spinal extension for improved upper extremity function, head control and physiological function.



Waterfall cut

For tight hamstrings, easier transfers and foot propulsion.

Cushion size

Actual seat depth is 380 mm longer when measured along the middle, due to the rear cushion radius.

Rear cushion radius

A 380 mm curved extension for maximum surface area minimizes gap between seat and backrest. Stabilizes fluid in tilted positions, with coccyx cut out for added relief.



Anterior wedge

Increases slope, prevents sliding and reduces shear.

Trimmed anterior wedge

For hip flexion limitations and/or lower seat height for foot propulsion.



Tapered wedge

For enhanced adductor support.

Tapered wedge

For obliquity and pelvic rotation when used in rear.



Lateral wedge

Reinforces lateral stability for enhanced midline positioning.

Fluid supplement sac

For targeted protection/obliquity accommodation. Fits securely inside main sac and pelvic well.

Abductor

For comfortable mid-line positioning of thighs and hips.

Side pocket for convenient storage

Includes quad pull cord.





Available sizes

Width (mm)	Depth (mm)
355 / 14"	305 / 12"
355 / 14"	355 / 14"
355 / 14"	405 / 16"
380 / 15"	405 / 16"
380 / 15"	430 / 17"
380 / 15"	455 / 18"
380 / 15"	505 / 20"
405 / 16"	405 / 16"
405 / 16"	430 / 17"
405 / 16"	455 / 18"
405 / 16"	505 / 20"
430 / 17"	405 / 16"
430 / 17"	430 / 17"
430 / 17"	455 / 18"
430 / 17"	505 / 20"
455 / 18"	405 / 16"
455 / 18"	430 / 17"
455 / 18"	455 / 18"
455 / 18"	505 / 20"

Width (mm)	Depth (mm)
480 / 19"	405 / 16"
480 / 19"	430 / 17"
480 / 19"	455 / 18"
480 / 19"	505 / 20"
505 / 20"	405 / 16"
505 / 20"	430 / 17"
505 / 20"	455 / 18"
505 / 20"	505 / 20"
530 / 21"	430 / 17"
530 / 21"	455 / 18"
530 / 21"	505 / 20"
530 / 21"	560 / 22"
560 / 22"	430 / 17"
560 / 22"	455 / 18"
560 / 22"	505 / 20"
560 / 22"	560 / 22"

Technical data

For more comprehensive pre-sales information about this product, including the product's user manual, please visit www.invacare.co.uk

Total product weight	Max. user weight	Max. cleaning temperature	Surface cleaning
			
1.6 kg	Std 136 kg HD 227kg	Outer cover: 80°	Inner liner: With damp cloth

Matrx Libra






Cover options

Black smooth

Spacer

Black wipedown



Water resistant
Vapour permeable

Vapour permeable

Water resistant
Vapour permeable

Please notice colors may vary slightly from those displayed above.